



campus



profiles



LEWISVILLE INDEPENDENT SCHOOL DISTRICT



DISTRICT PROFILE

LEWISVILLE ISD 2021-22



For campus profiles visit lisd.net/profiles



69 TOTAL CAMPUSES

5 High Schools

5 9th/10th Grade Schools

2 Career and Technical
Education Campuses

39 Elementary Schools

15 Middle Schools

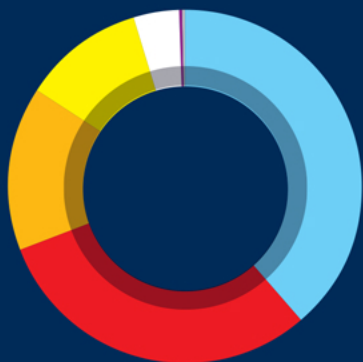
1 Early Childhood Center

2 Specialty Schools



50,000

Student Enrollment

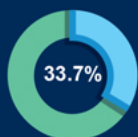


DEMOGRAPHICS

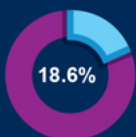
Percent of total student population

White	38.8%
Hispanic	30.5
Asian	15.0
African American	11.1
Multi-racial	4.2
American Indian	0.4
Pacific Islander	0.1

2019-20 TAPR Report



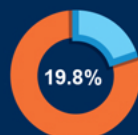
Economically Disadvantaged



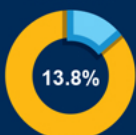
English Language Learners

18:1

Average Elementary Class Size



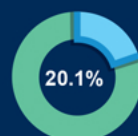
Bilingual/ESL Students



Special Education

21:1

Average Secondary Class Size



CTE Students: 10,491

PARENT APPROVAL RATING

94%



More than 9,800 parents surveyed are satisfied with their child's school

Number of National Merit Scholars from LISD

59

ACADEMIC ACHIEVEMENT

CLASS OF 2021



4,256

Candidates for Graduation



\$82 million

Scholarship Dollars Awarded

1,989

Number of Career and Technical Education certificates earned

43

Number of College Board National Recognition Scholars from LISD

College Hours Earned

14,235



In the last 20 years, LISD's tax rate has decreased from \$1.61 in 2000 to \$1.31 in 2021. According to the 2020 report on Texas Smart Schools, LISD received four out of five stars, ranking very high in academic progress, at or above 83% of all Texas school districts. Compared to other school districts in our area and others our size in Texas, LISD starts with less money per student, spends more on instruction and campus operations, less on central administration and payroll and ends with a lower cost per student. LISD budgets to pay off debt from bond funds in just 20 years, compared to most school districts that have longer amortization periods.



| 2020-21 |
OPERATING BUDGET

- Local revenue: \$454 million
- State revenue: \$66 million
- Federal revenue: \$10 million

TAX RATE HISTORY



BOND REFERENDUM HISTORY

2017	\$737 million
2008	\$697.7 million
2005	\$199.5 million
2001	\$306.7 million

\$9,709

COST PER STUDENT

When compared to similar districts, LISD spends more on instruction and schools while keeping its overall cost per student less than those same school districts.

Texas Academic Performance Report



2020-21 Association of School Business Officials Certificate of Excellence in Financial Reporting
20 time consecutive recipient

2020-21 Government Finance Officers Association Certificate of Achievement for Excellence in Financial Reporting
20 time consecutive recipient



2020-21 Texas Association of School Business Officials Award of Merit for Purchasing Operations
12 time consecutive recipient



ATHLETICS AND FINE ARTS ACHIEVEMENTS

40 state and national championship
team titles since 1993:

1990



1993-94

Lewisville Football

1995-96

Marcus Girls Track

1996-97

Lewisville Football

Marcus Girls Track

1997-98

Marcus Football

1998-99

Marcus Girls Track

1999-00

Marcus Girls Track

2000



2004-05

Hebron Volleyball

Marcus Girls Soccer

2005-06

Hebron Football

2007-08

Marcus Boys Soccer

The Colony Girls Soccer

2008-09

Marcus Boys Soccer

2010



2010-11

Hebron Volleyball

Marcus Boys Basketball

Marcus Marching Band

2011-12

Marcus Boys Basketball

2012-13

Lewisville Softball

Marcus Marching Band

2013-14

Flower Mound Baseball

Hebron Girls Soccer

2014-15

Hebron Girls Cross Country

Lewisville One-Act Play

Marcus Girls Diving

Marcus Marching Band

The Colony One-Act Play



2015-16

Flower Mound Girls Soccer

Hebron Volleyball

Marcus Girls Cross Country

2016-17

Flower Mound Marching Band

Hebron Volleyball

The Colony One-Act Play

The Colony Softball



2017-18

Hebron Volleyball

Lewisville Cheer Coed

2018-19

Flower Mound Volleyball

Flower Mound Boys Soccer

2020

2020-21

Flower Mound Girls Cross Country

Flower Mound Girls Soccer

Hebron Girls Golf

Realtors,

As Superintendent of Schools for Lewisville ISD, I recognize the important role Realtors can play in where families decide to call home. I want to encourage you to place homes in Lewisville ISD high on your list. With schools located from Flower Mound to Frisco, LISD spans 127 square miles and serves 13 municipalities.

Walking through the halls of LISD, you will find state champions in academics, athletics and fine arts, National Merit Finalists, teachers recognized at the national level for their excellence and much more. LISD is proud of these accomplishments, but is more proud of those who earn them. We invite you to visit any of our 68 campuses to see firsthand how our students and staff make our schools exceptional.

The campus profiles contained in these pages will give you a glimpse into what our schools have to offer. We also want to be a resource for you as you share facts about our school districts with prospective homebuyers.

Our neighborhood schools are second to none when it comes to providing educational opportunities for all students to thrive! I encourage you to read over these profiles, and to visit bestschoolsintexas.com for more information about why LISD is the best choice for families.

Best,
Kevin Rogers
Superintendent of Schools
Lewisville Independent School District



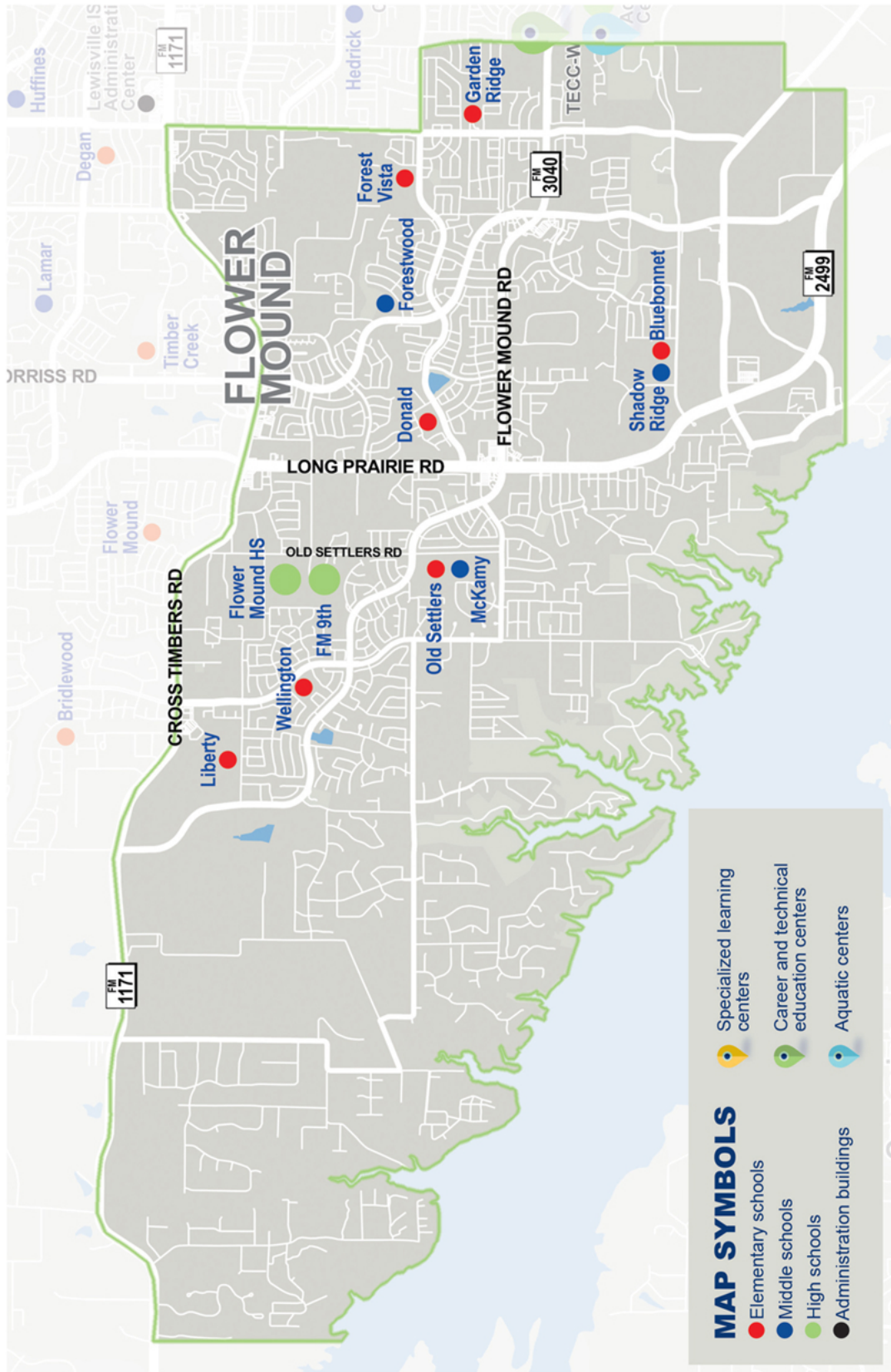
LEWISVILLE ISD



FLOWER MOUND HIGH SCHOOL



HOME OF THE JAGUARS



Flower Mound High School

Campus Profile

SCHOOL HOURS ONLINE

8:20 a.m. to 3:35 p.m. **GRADES** 10th through 12th
lisd.net/fmhs | facebook.com/flowermoundhs | twitter.com/flowermoundhs

STUDENT INFORMATION

2,773 Students
96.6% Average daily attendance

STAFF INFORMATION

205.18 Total staff members
14.9 Average number of years teaching experience
9.9 Average number of years teaching in LISD schools

PROFESSIONAL LEARNING

Total number of hours the staff spent developing their job skills last year

14,825

62.8
Average professional learning hours per Lewisville ISD staff member



OBSERVATION

1,125 Number of administrator visits to observe class instruction

161 Average number of classroom visits per administrator

At Flower Mound High School, we believe:

Every child is gifted in a special way. With the support of their families and school, each student can reach his or her highest potential. Our teachers and staff foster relationships built on encouragement, support and mutual respect.

We are committed to nurturing every child's social and emotional well-being. Our students are encouraged to challenge themselves to reach their own personal excellence in academic, artistic and/or athletic endeavors. By building opportunities for success, our students are well equipped for the ever-changing future. Our school mission is, "Inspire Learning – Build Community – Empower All."

COLLEGE READINESS

Average combined scores for 2020 college entrance exams

1243 **26.3**
SAT ACT

Enrolled in AP, Pre-AP or dual credit courses **62%**

GRADUATION RATE

Percent of graduates from the class of 2020

99.7%



Percent of students whose test scores indicate they are college and career ready.



SAT Reading/Writing
95%



SAT Math
84%



ACT English Comp
92%



ACT Algebra
81%



ACT Social Science
81%



ACT Biology
70%



PSAT/NMSQT
Reading/Writing
91.4%



PSAT/NMSQT
Math
72.3%

CLUBS

Clubs provide opportunities for students to engage in learning of their choice beyond the classroom.

Some of our clubs include Art Club, Breakfast Buddies, Chess Club, Circle of Friends, FMHS Book Battle Club, Globally Green, Interact, International Thespian Society, Junior World Affairs Council, Mu Alpha Theta, and National Honor Society.



What do our parents think?

In April 2021, parents were surveyed about the campus their child attends. Values represent the percentage of respondents who agree. Based on 556 responses.

Are satisfied overall	94.2%
The school staff cares	93.0%
Students know how to get help	89.0%
I know about my child's grades	91.2%
School is safe	95.3%
Students are happy	90.3%
Staff is encouraging	91.5%
Students who fall behind can get help	85.6%
School work is important	84.2%
Students feel welcomed	89.7%
School communicates effectively	92.1%
The staff is approachable	92.1%
They value culture and individual needs	86.3%

ARTS AND ATHLETICS



49%

Participation in athletics or physical education

47%

Participation in fine arts such as band or theater

PROGRAMS

Our campus offers unique programs to help our students become better learners, leaders, and friends. Some of ours include Student Council, Robotics, Academic Decathlon, PSAT Team, Student Ambassadors, Air Force Junior ROTC, Athletes for Literacy, UIL Academic Teams, We Dine Together, and Athletics and Fine Arts.

AWARDS AND RECOGNITIONS

- 4th Place in UIL Lone Star Cup Class 6A
- 2021 UIL State Champions in Girls Soccer
- 2020 UIL State Champions in Girls Cross Country
- 2021 State Champions in Girls Water Polo
- 2021 UIL State Bronze Medalist in Softball
- 2020 UIL State Bronze Medalist in Volleyball
- 2020 UIL State Bronze Medalist in Marching Band
- 2021 Finalist for the American Prize in Choir
- 2021 UIL State Team Champions in Social Studies
- Numerous State Champions in individual athletic and academic contests
- 2019 Rose Bowl Parade Invitation for Marching Band
- Numerous TMEA All-State Musicians
- More than 30 National Merit Finalists

What do our students think?

In April 2021, seniors were asked about their experiences in the district, future readiness and post-graduation plans.



Attend college	95.5%
Join the military or attend a service academy	1.8%
Work full time	8.0%
Attend technical or trade school	2.7%
Attain industry certification	1.8%
Other	2.0%
Well-prepared for the future	91.2%
Satisfied with their LISD education	93.5%

FLOWER MOUND HIGH SCHOOL

Home of the Jaguars, Flower Mound, Texas

Chad Russell, Principal



Flower Mound High School 9th Grade Campus Profile

SCHOOL HOURS 8:20 a.m. to 3:35 p.m. **GRADES** 9th grade
ONLINE lisd.net/fmhs9 | facebook.com/FMHS9th | twitter.com/FMHS9

STUDENT INFORMATION

909 Students
96.6% Average daily attendance

STAFF INFORMATION

51 Total staff members
13.0 Average number of years teaching experience
8.8 Average number of years teaching in LISD schools

PROFESSIONAL LEARNING

Total number of hours the staff spent developing their job skills last year

4,329

65.6
Average professional learning hours per Lewisville ISD staff member



OBSERVATION

337 Number of administrator visits to observe class instruction

112 Average number of classroom visits per administrator

At Flower Mound 9th Grade Campus, we believe:

- A collaborative campus culture results in connected, real-world learning
- Varied and engaging learning experiences are essential for lifelong learning
- Our students, staff and community are our greatest assets and resources

We are committed to providing a creative space where students are challenged to use their unique learning styles and the resources of our community to pursue engaging, individual, and collaborative experiences. At FM9, we will inspire innovative, lifelong learners who desire to contribute to the world in meaningful ways. Our students are the leaders of tomorrow and shining examples of learners today.

COLLEGE READINESS

Average combined scores for 2020 college entrance exams

1243 **26.3**
SAT ACT

Enrolled in AP, Pre-AP or dual credit courses **68%**

GRADUATION RATE

Percent of graduates from the class of 2020

99.7%



Percent of students whose test scores indicate they are college and career ready.



SAT Reading/Writing
95%



SAT Math
84%



ACT English Comp
92%



ACT Algebra
81%



ACT Social Science
81%



ACT Biology
70%



PSAT/NMSQT
Reading/Writing
91.4%



PSAT/NMSQT
Math
72.3%

CLUBS

Clubs provide opportunities for students to engage in learning of their choice beyond the classroom.

Some of ours include National Honor Society, Student Council, The Garden Gnomes, Circle of Friends, Air Force JROTC, UIL Academic Team, Humans of Flower Mound, Robotics Team, Bass Fishing Team, Flower Mound Future Medical Leaders, DECA, and Art Club.



What do our parents think?

In April 2021, parents were surveyed about the campus their child attends. Values represent the percentage of respondents who agree. Based on 147 responses.

Are satisfied overall	92.5%
The school staff cares	94.6%
Students know how to get help	89.8%
I know about my child's grades	90.5%
School is safe	94.6%
Students are happy	89.8%
Staff is encouraging	89.8%
Students who fall behind can get help	83.7%
School work is important	81.6%
Students feel welcomed	89.8%
School communicates effectively	90.5%
The staff is approachable	91.2%
They value culture and individual needs	85.7%

ARTS AND ATHLETICS



80%

Participation in athletics or physical education

75%

Participation in fine arts such as band or theater

PROGRAMS

Our campus offers unique programs to help our students become better learners, leaders, and friends.

Some of our programs include the following:

- Band
- Choir
- Orchestra
- Theater
- Honors and Advanced Placement Courses
- Art
- Career and Technology Programs
- Athletics

AWARDS AND RECOGNITIONS

- 2018 Distinguished Teaching Award for K-12
- National Council of Geographic Education
- 2016 Texas Outstanding Teaching of Humanities Award
- ENERGY STAR certified school
- Voted Denton County Best Public High School

What do our students think?

In April 2021, seniors were asked about their experiences in the district, future readiness and post-graduation plans.



Attend college	95.5%
Join the military or attend a service academy	1.8%
Work full time	8.0%
Attend technical or trade school	2.7%
Attain industry certification	1.8%
Other	2.0%
Well-prepared for the future	91.2%
Satisfied with their LISD education	93.5%

FLOWER MOUND HIGH SCHOOL 9TH GRADE CAMPUS

Home of the Jaguars, Flower Mound, Texas

Jeff Brown, Principal





Forestwood Middle School

STEM Campus Profile

SCHOOL HOURS ONLINE

8:55 a.m. to 4:10 p.m. **GRADES** 6th through 8th grade
lisd.net/forestwood | facebook.com/forestwoodms | twitter.com/ForestwoodMS

STUDENT INFORMATION

895	Students
97.3%	Average daily attendance

STAFF INFORMATION

71.85	Total staff members
14.8	Average number of years teaching experience
10.2	Average number of years teaching in LISD schools

PROFESSIONAL LEARNING

Total number of hours the staff spent developing their job skills last year

5,298



Average professional learning hours per Lewisville ISD staff member

248

OBSERVATION

Number of administrator visits to observe class instruction

83 Average number of classroom visits per administrator

What we believe

At Forestwood Middle School, we are proud of our school where students show pride through loyalty, behavior and scholarship. Forestwood is not only a place to be, but a place to thrive. We challenge each student to strive to reach his or her personal best. At Forestwood, we believe:

- Education is a collaborative effort involving the entire community
- Teaching with passion promotes learning with passion
- All students can learn; all students can achieve
- We all have basic needs: love and belonging, freedom of choice, safety, power and fun
- Students are active participants in their own education today leading to their future

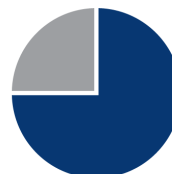
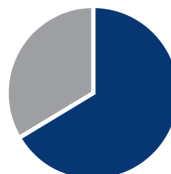
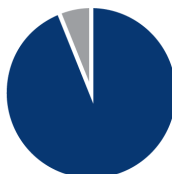
At Forestwood, our vision is a learning community that challenges all members to reach their individual potential and prepares them to realize their unique role in a caring community.



ACADEMIC PERFORMANCE

PSAT SCORES AND ADVANCED COURSES

Percent of students whose PSAT test scores indicate they are college and career ready. Percent of student population who are enrolled in at least one advanced course.



CLUBS

Clubs provide opportunities for students to engage in learning of their choice beyond the classroom. Some of ours include Book Club, Science Olympiad, Calligraphy Club, Math Club, Student Council, National Junior Honor Society, and Robotics Club.

COMMON SENSE SCHOOL

Earning the Common Sense School badge is a symbol of our school's dedication and commitment to helping students think critically and use technology responsibly to learn, create, and participate.



PROGRAMS

Our campus offers unique programs to help our students become better learners, leaders, and friends.

Some of our programs include Advanced Spanish and LISD STEM Academy.

ARTS AND ATHLETICS



99%

Participation in athletics or physical education

82%

Participation in fine arts such as music and art



What do our parents think?

In April 2021, parents were surveyed about the campus their child attends. Values represent the percentage of respondents who agree. Based on 202 responses.

Are satisfied overall	89.1%
The school staff cares	91.1%
Students know how to get help	85.6%
I know about my child's grades	90.6%
School is safe	94.6%
Students are happy	89.6%
Staff is encouraging	89.1%
Students who fall behind can get help	85.6%
School work is important	84.2%
Students feel welcomed	88.6%
School communicates effectively	84.2%
The staff is approachable	92.1%
They value culture and individual needs	87.6%

AWARDS AND RECOGNITIONS

- National PTA School of Excellence 2020-2022
- At the Top with BrainPOP Award
- 8th Grade Girls Basketball Division 1 Co-champions
- 8th Grade Girls Basketball Division 2 Champions
- 8th Grade Girls Division 2 Volleyball Champions
- Band UIL Sweepstakes Award
- Choir UIL Sweepstakes Award

FORESTWOOD MIDDLE SCHOOL

Home of the Falcons
Flower Mound, Texas

Jennifer Hawes, Principal



McKamy Middle School

Campus Profile

SCHOOL HOURS ONLINE

8:55 a.m. to 4:10 p.m. **GRADES** 6th through 8th grade
lisd.net/mckamy | facebook.com/mckammys | twitter.com/McKamyMS

STUDENT INFORMATION

806	Students
97.6%	Average daily attendance

STAFF INFORMATION

63.42	Total staff members
15.8	Average number of years teaching experience
12	Average number of years teaching in LISD schools

PROFESSIONAL LEARNING

Total number of hours the staff spent developing their job skills last year

4,672



Average professional learning hours per Lewisville ISD staff member



OBSERVATION

Number of administrator visits to observe class instruction

417

139 Average number of classroom visits per administrator

At McKamy Middle School, we believe in:

- Learning in partnership with our community
- Nurturing the intellectual, social and emotional growth of one another

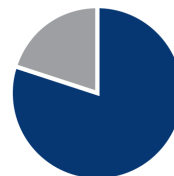
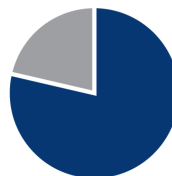
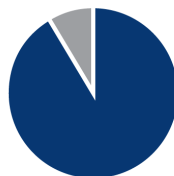
Our passion is to empower courageous and compassionate learners who embrace challenge and innovation, think critically and reflectively, value diverse collaboration, and conscientiously care for the world they create.



ACADEMIC PERFORMANCE

PSAT SCORES AND ADVANCED COURSES

Percent of students whose PSAT test scores indicate they are college and career ready. Percent of student population who are enrolled in at least one advanced course.




CLUBS

Clubs provide opportunities for students to learn beyond the classroom. Some of our clubs include National Junior Honor Society, Chess Club, Student2Student, Interact Club, International Junior Thespian Society, Robotics, Book Club, Yearbook, Student Council, Cheer/Pom, FCA, Writers' Club, Green Planet, and Spanish Club.

COMMON SENSE SCHOOL

Earning the Common Sense School badge is a symbol of our school's dedication and commitment to helping students think critically and use technology responsibly to learn, create, and participate.



What do our parents think?

In April 2021, parents were surveyed about the campus their child attends. Values represent the percentage of respondents who agree. Based on 207 responses.

Are satisfied overall	94.2%
The school staff cares	96.1%
Students know how to get help	94.2%
I know about my child's grades	92.8%
School is safe	95.2%
Students are happy	93.2%
Staff is encouraging	95.7%
Students who fall behind can get help	89.9%
School work is important	90.8%
Students feel welcomed	95.2%
School communicates effectively	93.2%
The staff is approachable	96.1%
They value culture and individual needs	93.7%

PROGRAMS

Our campus offers unique programs to help our students grow. Some of ours include No Place for Hate, Robotics, McKamy Reads, Kindness Ambassadors, UIL Academics Competition, Athletics, Band, Choir, Orchestra, Game of Life Simulation, Culturally U-Knighted Event, Project-Based Learning with expert advisors.



ARTS AND ATHLETICS



100%

Participation in athletics or physical education

77%

Participation in fine arts such as music and art

AWARDS AND RECOGNITIONS

- CREST Award
- Common Sense School
- No Place for Hate Campus
- National Spelling Bee Champion
- National PTA School of Excellence
- Academic UIL grade level winners
- Ron and Marilyn Allee Cup Winner (three years)
- UIL sweepstakes honors for choir, band and orchestra
- Best of Denton County Public Middle School
- Destination Imagination National Finalist
- Texas PTA Reflections Finalist
- TSA/Vex National Award winners

MCKAMY MIDDLE SCHOOL

Home of the Knight
Flower Mound, Texas

Kelly Knight, Principal



Shadow Ridge Middle School

Campus Profile

SCHOOL HOURS ONLINE

8:55 a.m. to 4:10 p.m.

GRADES 6th through 8th grade

lisd.net/shadowridge

facebook.com/shadowridgems

twitter.com/ShadowRidgeMS

STUDENT INFORMATION

630	Students
97.3%	Average daily attendance

STAFF INFORMATION

59.67	Total staff members
12.9	Average number of years teaching experience
10	Average number of years teaching in LISD schools

PROFESSIONAL LEARNING

Total number of hours the staff spent developing their job skills last year

4,335



Average professional learning hours per Lewisville ISD staff member

284

OBSERVATION

Number of administrator visits to observe class instruction

95 Average number of classroom visits per administrator

Welcome to Shadow Ridge Middle School where “Pride is an Everyday Thing”

Our staff is committed to providing students engaging, innovative learning experiences every day.

We believe:

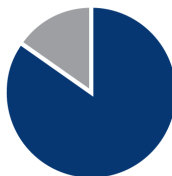
- Our students are unique and capable learners who flourish in our safe and flexible environment
- Our students benefit from challenging activities that enhance critical thinking, problem solving, and creative thinking in a collaborative setting
- Our students connect to the world outside of our building through the use of technology and community partnerships

Students at Shadow Ridge consistently demonstrate excellence academically, athletically and in the fine arts. We have an incredible staff that is here to provide a nurturing, safe and inclusive environment where students experience engaging, innovative lessons that lead to profound learning.

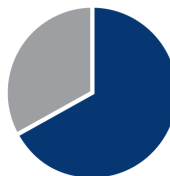
ACADEMIC PERFORMANCE

PSAT SCORES AND ADVANCED COURSES

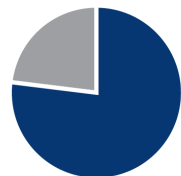
Percent of students whose PSAT test scores indicate they are college and career ready. Percent of student population who are enrolled in at least one advanced course.



PSAT Reading **84.9%**



PSAT Math **67.2%**



Pre AP/AP enrolled **77%**

CLUBS

Clubs provide opportunities for students to learn beyond the classroom. Our clubs include National Junior Honor Society, Student Council, Chess Club, Art Club, UIL Academics, Book Club, FCA, Circle of Friends, Coding Club and Destination Imagination.

COMMON SENSE SCHOOL

Earning the Common Sense School badge is a symbol of our school's dedication and commitment to helping students think critically and use technology responsibly to learn, create, and participate.



PROGRAMS

Our campus offers unique programs to help our students become better learners, leaders, and friends. Some of ours include ESL, G/T, MTA, Digital Citizenship, NJHS Mentoring Program, Character Counts, Kindness Campaign, and High School Course Offerings.

ARTS AND ATHLETICS



97%

Participation in athletics or physical education

90%

Participation in fine arts such as music and art



What do our parents think?

In April 2021, parents were surveyed about the campus their child attends. Values represent the percentage of respondents who agree. Based on 161 responses.

Are satisfied overall	92.5%
The school staff cares	91.9%
Students know how to get help	88.2%
I know about my child's grades	90.1%
School is safe	97.5%
Students are happy	95.0%
Staff is encouraging	92.5%
Students who fall behind can get help	83.9%
School work is important	88.2%
Students feel welcomed	89.4%
School communicates effectively	89.4%
The staff is approachable	91.9%
They value culture and individual needs	89.4%

AWARDS AND RECOGNITIONS

- District Athletic Championships
- District, Region, State Award winning Honor Winds and Symphonic Bands
- National Award Winning Honor Winds Band
- Sweepstakes Winning Choir
- Sweepstakes Winning Orchestra
- Award Winning Theater Arts Productions
- State Qualifying Destination Imagination Team
- Outstanding Student Council Sweepstakes
- Common Sense School

**SHADOW RIDGE
MIDDLE SCHOOL**
Home of the Panthers
Flower Mound, Texas

Gary Gibson, Principal



Bluebonnet Elementary School

Campus Profile

SCHOOL HOURS ONLINE

7:45 a.m. to 3 p.m. **GRADES** Kindergarten through 5th grade
lisd.net/bluebonnet | facebook.com/bluebonnetes | twitter.com/BluebonnetES

STUDENT INFORMATION

510 Students
97% Average daily attendance

STAFF INFORMATION

44.37 Total staff members
17.9 Average number of years teaching experience
12.5 Average number of years teaching in LISD schools

PROFESSIONAL LEARNING

Total number of hours the staff spent developing their job skills last year

3,970

77.8

Average professional learning hours per Lewisville ISD staff member



OBSERVATION

194 Number of administrator visits to observe class instruction

97 Average number of classroom visits per administrator

At Bluebonnet Elementary, we believe:

- Students have the opportunity to excel to their highest potential
- Students are given opportunities to be risk-takers and creative thinkers
- Students will embrace real-life experiences on their journey to becoming lifelong learners

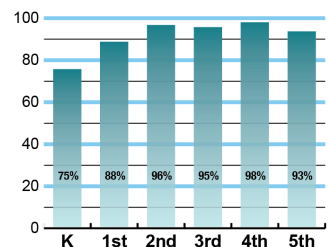
We are devoted to providing every student with the academic and social skills to be successful throughout their life. Our partnership with our families, staff and community is vital to the academic and social success of our students.



ACADEMIC PERFORMANCE

Istation by grade level

Lewisville ISD monitors students' reading progress through the Istation computer program. Teachers can quickly assess which students need help. This chart shows the percent of students reading on grade level or showing six months growth at the end of the school year.



CLUBS

Students engage in learning of their choice beyond the classroom through clubs.

Some of our clubs include Student Council, Bear Patrol, KPAW, and Show Choir.

COMMON SENSE SCHOOL

Earning the Common Sense School badge is a symbol of our school's dedication and commitment to helping students think critically and use technology responsibly to learn, create, and participate.



PROGRAMS

Our campus offers unique programs to help our students become better learners, leaders, and friends.

Some of our programs include Kid with Character, Second Steps, and Restorative Practices.

ARTS AND ATHLETICS



100%

Participation in athletics or physical education

100%

Participation in fine arts such as music and art

AWARDS AND RECOGNITIONS

- Town of Flower Mound Chamber of Commerce School of the Month May 2021
- PTA Golden Apple Award
- National PTA School of Excellence
- Common Sense Certified School



What do our parents think?

In April 2021, parents were surveyed about the campus their child attends. Values represent the percentage of respondents who agree. Based on 251 responses.

Are satisfied overall	96.0%
The school staff cares	98.4%
Students know how to get help	95.6%
I know about my child's grades	97.6%
School is safe	98.8%
Students are happy	98.4%
Staff is encouraging	98.4%
Students who fall behind can get help	93.6%
School work is important	96.8%
Students feel welcomed	96.0%
School communicates effectively	97.2%
The staff is approachable	96.0%
They value culture and individual needs	96.4%

**BLUEBONNET
ELEMENTARY SCHOOL**
Home of the Bears
Flower Mound, Texas

Lana D. Fisher, Principal





Donald Elementary School

STEM Campus Profile

SCHOOL HOURS ONLINE

7:45 a.m. to 3:25 p.m. **GRADES** Kindergarten through 5th grade
lisd.net/donald | facebook.com/donaldelementary | twitter.com/Donald_ES

STUDENT INFORMATION

580 Students
97.1% Average daily attendance

STAFF INFORMATION

56.41 Total staff members
13.9 Average number of years teaching experience
10.9 Average number of years teaching in LISD schools

PROFESSIONAL LEARNING

Total number of hours the staff spent developing their job skills last year

4,793

77.3

Average professional learning hours per Lewisville ISD staff member



OBSERVATION

187 Number of administrator visits to observe class instruction

94 Average number of classroom visits per administrator

At Donald Elementary, we believe that:

- Students should be provided engaging real-world learning experiences
- Students are continually challenged through risk-taking and varied opportunities
- Students are provided a learning environment that is safe and supportive in order to be successful

Donald Elementary's vision is to support a positive and engaging learning environment that fosters collaboration, critical thinking and creativity where everyone can achieve their personal best. At Donald, we address the needs of the whole child, both academic and social emotional. We provide after school enrichment opportunities through Dolphin Time to showcase talents not always seen in the classroom. We are committed to developing lifelong learners prepared for a productive life in a future they create.

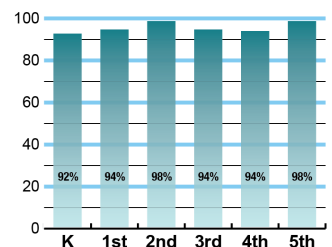
In 2018, Donald Elementary became the first nationally certified campus for STEM Excellence in Texas.



ACADEMIC PERFORMANCE

Istation by grade level

Lewisville ISD monitors students' reading progress through the Istation computer program. Teachers can quickly assess which students need help. This chart shows the percent of students reading on grade level or showing six months growth at the end of the school year.



CLUBS

Students engage in learning of their choice beyond the classroom through clubs.

In our clubs 4th and 5th grade students have the opportunity to participate in Student Council, LISD Kindness Ambassadors, and KKIDS News.

COMMON SENSE SCHOOL

Earning the Common Sense School badge is a symbol of our school's dedication and commitment to helping students think critically and use technology responsibly to learn, create, and participate.



What do our parents think?

In April 2021, parents were surveyed about the campus their child attends. Values represent the percentage of respondents who agree. Based on 159 responses.

Are satisfied overall	95.6%
The school staff cares	96.2%
Students know how to get help	93.1%
I know about my child's grades	93.7%
School is safe	98.7%
Students are happy	96.9%
Staff is encouraging	98.1%
Students who fall behind can get help	91.2%
School work is important	91.8%
Students feel welcomed	93.1%
School communicates effectively	91.8%
The staff is approachable	95.0%
They value culture and individual needs	93.1%

PROGRAMS

Our campus offers a variety of programs to give all students unique and individualized opportunities for growth. All students participate in STEM instructions daily, and students rotate through weekly instruction in Physical Education, Music, Art, and Computer Science.



ARTS AND ATHLETICS



100%

Participation in athletics or physical education

100%

Participation in fine arts such as music and art

AWARDS AND RECOGNITIONS

- 2019-2021 TSCA CREST Award
- 2021 ASCA School of Excellence Award
- 2018-2020 TEPSA Student Council Honor Award
- PTA Gold Voice for Every Child
- PTA Golden Apple Award
- PTA MARS
- 2020-2021 Common Sense Media Certified Campus
- 2018 First Nationally Certified School for STEM Excellence in Texas

DONALD ELEMENTARY STEM ACADEMY

Home of the Dolphins
Flower Mound, Texas

Heather Shorter, Principal



Forest Vista Elementary School

Campus Profile

SCHOOL HOURS ONLINE

7:45 a.m. to 3 p.m. **GRADES** Kindergarten through 5th grade
lisd.net/forestvista | facebook.com/forestvista | twitter.com/ForestVistaES

STUDENT INFORMATION

477 Students
97.3% Average daily attendance

STAFF INFORMATION

58.42 Total staff members
12.7 Average number of years teaching experience
10 Average number of years teaching in LISD schools

PROFESSIONAL LEARNING

Total number of hours the staff spent developing their job skills last year

5,087

79.5

Average professional learning hours per Lewisville ISD staff member

270

OBSERVATION

Number of administrator visits to observe class instruction


90 Average number of classroom visits per administrator

At Forest Vista Elementary, we believe:

- Every student can learn
- Reading is the foundation for learning
- Differentiated education is necessary
- Parent support and involvement are important

We have a dedicated group of professional educators, a good group of students eager to learn, and parents who are supportive of the school and active in their child's education. Our campus is known for a high level of academic performance.

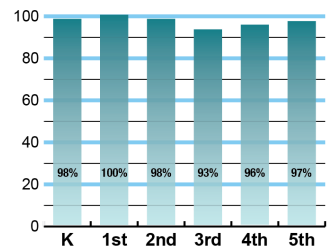
Our campus maintains strong music and art programs. We have a supportive Special Education staff. Forest Vista's library is well stocked in books to engage the children in reading, in addition to a reading enrichment program. We have readily available technology and appropriate training. We also have an active and supportive PTA.



ACADEMIC PERFORMANCE

Istation by grade level

Lewisville ISD monitors students' reading progress through the Istation computer program. Teachers can quickly assess which students need help. This chart shows the percent of students reading on grade level or showing six months growth at the end of the school year.



CLUBS

Students engage in learning of their choice beyond the classroom through clubs. Ours include Choir (4th & 5th grades), Running Club (4th and 5th grades), Art Club (5th grade), Chess Club (3rd, 4th, and 5th grades), Chimes (5th grade) and Student Council.

COMMON SENSE SCHOOL

Earning the Common Sense School badge is a symbol of our school's dedication and commitment to helping students think critically and use technology responsibly to learn, create, and participate.



PROGRAMS

Our campus offers unique programs to help our students become better learners, leaders, and friends. Some of ours include ICARE Character Education Program, Accelerated Reader Enrichment Program, Student Safety Patrol Group, and Student Buddies.

ARTS AND ATHLETICS



100%

Participation in athletics or physical education

100%

Participation in fine arts such as music and art



What do our parents think?

In April 2021, parents were surveyed about the campus their child attends. Values represent the percentage of respondents who agree. Based on 145 responses.

Are satisfied overall	97.2%
The school staff cares	97.2%
Students know how to get help	93.8%
I know about my child's grades	93.1%
School is safe	99.3%
Students are happy	97.2%
Staff is encouraging	97.2%
Students who fall behind can get help	93.1%
School work is important	95.2%
Students feel welcomed	96.6%
School communicates effectively	95.2%
The staff is approachable	95.9%
They value culture and individual needs	95.9%

AWARDS AND RECOGNITIONS

- TEPSA Student Leadership Award 2019, 2018
- Choir invited to perform at Texas Music Educators Association 2020 conference
- Chamber of Commerce School of the Month April 2019
- PTA Golden Apple Award 2019, 2018
- ENERGY STAR certified school
- LEF Campus Excellence Grant 2017

FOREST VISTA ELEMENTARY SCHOOL

Home of the Eagles
Flower Mound, Texas

Dr. Patrick Schott, Principal



Garden Ridge Elementary School

Campus Profile

SCHOOL HOURS ONLINE

7:45 a.m. to 3 p.m. **GRADES** Kindergarten through 5th grade

lisd.net/gardenridge | facebook.com/gardenridgees | twitter.com/GardenRidgeES

STUDENT INFORMATION

370	Students
97.4%	Average daily attendance

STAFF INFORMATION

50.79	Total staff members
12.3	Average number of years teaching experience
9.7	Average number of years teaching in LISD schools

PROFESSIONAL LEARNING

Total number of hours the staff spent developing their job skills last year

4,309

78.3
Average professional learning hours per Lewisville ISD staff member

628

OBSERVATION

Number of administrator visits to observe class instruction

314 Average number of classroom visits per administrator

At Garden Ridge Elementary we believe:

- Students should be provided engaging real-world learning experiences.
- Students are challenged through risk taking and varied opportunities.
- Students are provided a learning environment that is safe and supportive in order to be successful.

At Garden Ridge Elementary we are committed to developing 21st-century learners.

All students have the opportunity to engage in inclusive experiences that ensure each child has the academic skills and social emotional support needed to be successful.

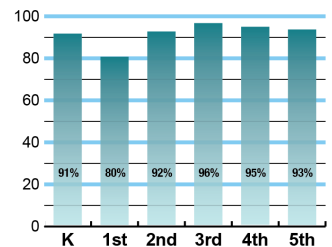
Through hands-on activities, community partnerships, field trips, and real-world experiences students are challenged to push beyond themselves in order to have more meaningful and relevant learning experiences.

Staff at Garden Ridge Elementary are passionate about learning and striving to help students reach their fullest potential.

ACADEMIC PERFORMANCE

Istation by grade level

Lewisville ISD monitors students' reading progress through the Istation computer program. Teachers can quickly assess which students need help. This chart shows the percent of students reading on grade level or showing six months growth at the end of the school year.



CLUBS

Clubs provide opportunities for students to engage in learning of their choice beyond the classroom.

Some of ours include Coding Club, Art Club, Student Council, Running Club, Choir, Broadcast Team, and Fuel Up to Play 60.

COMMON SENSE SCHOOL

Earning the Common Sense School badge is a symbol of our school's dedication and commitment to helping students think critically and use technology responsibly to learn, create, and participate.



PROGRAMS

Our unique programs help our students grow. Some of ours are Hands On CPR and choking training, Gator Pals Mentoring Program, Magical Sightings, Circle of Friends, Creator Gator, WATCH Dogs, Counselor Corner, Multicultural Night and Curriculum Nights.

ARTS AND ATHLETICS



100%

Participation in athletics or physical education

97%

Participation in fine arts such as music and art

AWARDS AND RECOGNITIONS

- Kindness Certified School
- CREST
- LEF Grants to teachers
- Texas School Counseling Association (TSCA) Campus Administrator of the Year
- TSCA Elementary Counselor of the Year
- TSCA Counselor Advocate of the Year
- ENERGY STAR certified school
- Common Sense School
- Elementary First Year Teacher of the Year



What do our parents think?

In April 2021, parents were surveyed about the campus their child attends. Values represent the percentage of respondents who agree. Based on 118 responses.

Are satisfied overall	94.9%
The school staff cares	96.6%
Students know how to get help	91.5%
I know about my child's grades	95.8%
School is safe	95.8%
Students are happy	94.9%
Staff is encouraging	95.8%
Students who fall behind can get help	89.8%
School work is important	94.1%
Students feel welcomed	86.4%
School communicates effectively	90.7%
The staff is approachable	90.7%
They value culture and individual needs	88.1%

GARDEN RIDGE ELEMENTARY SCHOOL

Home of the Gators
Flower Mound, Texas

Kelly Roden, Principal



Liberty Elementary School

Campus Profile

SCHOOL HOURS ONLINE

7:45 a.m. to 3 p.m. **GRADES** Pre-K through 5th grade
lisd.net/liberty | facebook.com/libertyes | twitter.com/LibertyES

STUDENT INFORMATION

474 Students
97.2% Average daily attendance

STAFF INFORMATION

50.85 Total staff members
16.5 Average number of years teaching experience
12.8 Average number of years teaching in LISD schools

PROFESSIONAL LEARNING

Total number of hours the staff spent developing their job skills last year

4,749

83.3

Average professional learning hours per Lewisville ISD staff member

151

OBSERVATION

Number of administrator visits to observe class instruction

76 Average number of classroom visits per administrator

At Liberty Elementary School, we believe:

- Creating a learning environment that is safe, motivating, and challenging
- Everyone can reach their full potential by developing life-long skills of respect, leadership, responsibility, and cooperation
- High expectations will be maintained as we move forward with pride in our accomplishments and a strong desire to excel
- All stakeholders will come together to set new goals that will assist the students of Liberty Elementary School in becoming learners for life

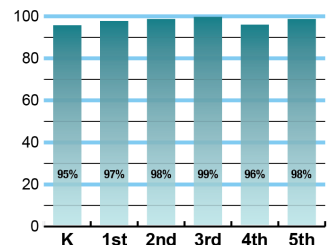
Daily expectations for students include being **READY** to learn, prepared, and focused each day; **RESPECTFUL** of themselves, others, and school at all times; and **RESPONSIBLE** for following the expectations in all aspects of their lives. Liberty Eagles will soar higher with commitment, determination, hard work, and kindness.

Full family involvement is welcomed at our campus and happens through communicating regularly with school, walking to the main entrance each school day, sharing lunch in the cafeteria, being a class mystery reader, small group tutoring, volunteering in the classroom, chaperoning a field trip, and assisting with classroom celebrations. Pride and commitment in self, family, community, state, and nation through demonstrated citizenship skills and practices are at the core of our campus history and expectations.

ACADEMIC PERFORMANCE

Istation by grade level

Lewisville ISD monitors students' reading progress through the Istation computer program. Teachers can quickly assess which students need help. This chart shows the percent of students reading on grade level or showing six months growth at the end of the school year.



CLUBS

Clubs provide opportunities for students to engage in learning of their choice beyond the classroom.

Some of our clubs include Liberty Student Council, Liberty Eagle Choir, Green Squad, News Team, Puzzle Club and Volleyball Club.

COMMON SENSE SCHOOL

Earning the Common Sense School badge is a symbol of our school's dedication and commitment to helping students think critically and use technology responsibly to learn, create, and participate.



What do our parents think?

In April 2021, parents were surveyed about the campus their child attends. Values represent the percentage of respondents who agree. Based on 153 responses.

Are satisfied overall	96.1%
The school staff cares	98.7%
Students know how to get help	98.0%
I know about my child's grades	96.7%
School is safe	98.7%
Students are happy	97.4%
Staff is encouraging	98.7%
Students who fall behind can get help	94.8%
School work is important	96.1%
Students feel welcomed	96.1%
School communicates effectively	97.4%
The staff is approachable	96.7%
They value culture and individual needs	96.7%

PROGRAMS

Our campus offers unique programs to help our students grow. Some of ours include PTA, Discovery Academy, STEM, Gifted and Talented, Language Science (Dyslexia), Language Acquisition (ELL/ESL), Speech Therapy, Special Education, and Extended School Day.

ARTS AND ATHLETICS



100%
Participation in athletics or physical education

100%
Participation in fine arts such as music and art

AWARDS AND RECOGNITIONS

- National PTA School of Excellence 2020-2022
- National Association of Elementary School Principals Honor Student Council School of Excellence
- National Common Sense Digital Education Certified School
- Best of Denton County Student Choice Public Elementary School
- Lewisville Education Foundation Grant for CPR Teaching Equipment
- Texas PTA Golden Apple Award (100% membership)
- Texas PTA MARS Award (50 or more male members)

LIBERTY ELEMENTARY SCHOOL

Home of the Eagles
Flower Mound, Texas

Tim Greenwell, Principal



Old Settlers Elementary School

Campus Profile

SCHOOL HOURS ONLINE

7:45 a.m. to 3 p.m. **GRADES** Kindergarten through 5th grade
lisd.net/oldsettlers | facebook.com/oldsettlerses | twitter.com/OldSettlersES

STUDENT INFORMATION

520 Students
96.9% Average daily attendance

STAFF INFORMATION

54.73 Total staff members
14.2 Average number of years teaching experience
10.4 Average number of years teaching in LISD schools

PROFESSIONAL LEARNING

Total number of hours the staff spent developing their job skills last year

4,434

71.5
 Average professional learning hours per Lewisville ISD staff member

209

OBSERVATION

Number of administrator visits to observe class instruction

105 Average number of classroom visits per administrator

Our commitment to students:

At Old Settlers Elementary, we are proud to be the start of a child's education as we prepare them for their journey to college and career readiness. The OSE staff is devoted to academic achievement while developing strong student/teacher relationships based on our OSE Core Values:

- S** – Spirit of Gratitude
- T** – Treasured Relationships
- A** – Academic Achievement
- R** – Respectful Communication
- S** – Supportive Community

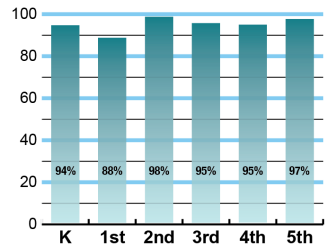
Our successes are a result of boundless positive energy, genuine dedication, and an amazing commitment toward teaching and learning from the Old Settlers students, staff, parents and community.

We acknowledge our responsibility to nurture and develop each individual child so they acquire the essential skills needed to solve real-world problems while working collaboratively in a rapidly changing and diverse world.

ACADEMIC PERFORMANCE

Istation by grade level

Lewisville ISD monitors students' reading progress through the Istation computer program. Teachers can quickly assess which students need help. This chart shows the percent of students reading on grade level or showing six months growth at the end of the school year.



CLUBS

Clubs provide opportunities for students to engage in learning of their choice beyond the classroom.

Some of ours include State Recognized Student Council, Giving Tree (Community Service Club), French Club, Newscasters, OSE Ambassadors, Choir, and Morning Greeters.

COMMON SENSE SCHOOL



Earning the Common Sense School badge is a symbol of our school's dedication and commitment to helping students think critically and use technology responsibly to learn, create, and participate.



PROGRAMS

Our campus offers unique programs to help our students become better learners, leaders, and friends.

Some of our programs include SHINE Time, Star Stories, Destination Imagination, OSE Student of the Month, Walk for Diabetes, and Watch D.O.G.S.

ARTS AND ATHLETICS



100%

Participation in athletics or physical education

100%

Participation in fine arts such as music and art



What do our parents think?

In April 2021, parents were surveyed about the campus their child attends. Values represent the percentage of respondents who agree. Based on 154 responses.

Are satisfied overall	94.8%
The school staff cares	94.8%
Students know how to get help	90.3%
I know about my child's grades	88.3%
School is safe	96.8%
Students are happy	96.1%
Staff is encouraging	94.8%
Students who fall behind can get help	89.0%
School work is important	93.5%
Students feel welcomed	92.2%
School communicates effectively	87.7%
The staff is approachable	92.2%
They value culture and individual needs	89.6%

AWARDS AND RECOGNITIONS

- TEPSA Student Leadership Award 2017-2018
- ENERGY STAR certified school
- LISD Teacher of the Year from OSE 2013-14, 2014-15, 2016-17
- Destination Imagination Team - 3rd Place 2017
- Multiple LEF teacher and campus grant awards
- 2nd grade student advanced to the state PTA Reflections contest

OLD SETTLERS ELEMENTARY SCHOOL

Home of the Stars
Flower Mound, Texas

Dr. Kelly Hayunga, Principal



Wellington Elementary School

Campus Profile

SCHOOL HOURS ONLINE

7:45 a.m. to 3 p.m. **GRADES** Pre-K through 5th grade
lisd.net/wellington | facebook.com/wellingtones | twitter.com/wellington_elem

STUDENT INFORMATION

800	Students
97.4%	Average daily attendance

STAFF INFORMATION

68.95	Total staff members
15.6	Average number of years teaching experience
10.9	Average number of years teaching in LISD schools

PROFESSIONAL LEARNING

Total number of hours the staff spent developing their job skills last year

5,590

79.9

Average professional learning hours per Lewisville ISD staff member

421

OBSERVATION

Number of administrator visits to observe class instruction

140 Average number of classroom visits per administrator

At Wellington Elementary, we pursue:

- Perseverance
- Partnership
- Potential

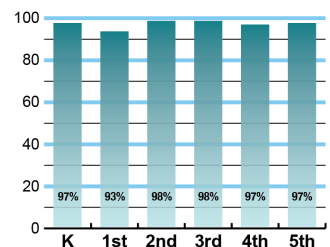
Wellington Elementary, in partnership with home and community, will promote a safe, positive, and nurturing environment that is dedicated to meeting the needs of all students. We are passionate about developing the potential of each child by using a curriculum that is aligned with state standards, designed to develop higher-level thinking skills, and create a desire for lifelong learning. Our students have a growth mindset, which allows them to persevere and accomplish their goals and become 21st-Century learners.



ACADEMIC PERFORMANCE

Istation by grade level

Lewisville ISD monitors students' reading progress through the Istation computer program. Teachers can quickly assess which students need help. This chart shows the percent of students reading on grade level or showing six months growth at the end of the school year.



CLUBS

Students engage in learning of their choice beyond the classroom through clubs. Ours include Kindness Ambassadors, Student Council, Jump Rope Club, Fuzzy Cats, Young Rembrandts, A Lil' Bit of Broadway, Wize Academy Coding, Sapphires Dance Club, Lego Love Club, Architecture Club, and Honor Choir.

COMMON SENSE SCHOOL

Earning the Common Sense School badge is a symbol of our school's dedication and commitment to helping students think critically and use technology responsibly to learn, create, and participate.



PROGRAMS

Our campus offers unique programs to help our students become better learners, leaders, and friends. Some of ours include Spanish Immersion Program, PAW Pals, Gifted and Talented, WatchDogs, Language Science (MTA), Student Council, Athletes for Literacy, ESL, Special Education, and Extended School Day.

ARTS AND ATHLETICS



100%

Participation in athletics or physical education

99%

Participation in fine arts such as music and art

AWARDS AND RECOGNITIONS

- Common Sense Media Award for 2019-2021
- Best of Denton County: Best Public Elementary School 2014, 2015, 2016, 2018 and 2020
- Best of Denton County: Best Kindergarten 2016 and 2017
- Best of Denton County: Best Public School Teacher: 2017, 2018, and 2020
- Robotics Team placed 6th in Area 11 TCEA 2018
- District Teacher of the Year 2017-2018
- LEF Award: Technology and STEM
- Flower Mound Chamber of Commerce School of the Month 2018, 2019
- CREST Award for 2018, 2019, 2020



What do our parents think?

In April 2021, parents were surveyed about the campus their child attends. Values represent the percentage of respondents who agree. Based on 262 responses.

Are satisfied overall	94.7%
The school staff cares	96.6%
Students know how to get help	95.4%
I know about my child's grades	96.2%
School is safe	98.9%
Students are happy	97.7%
Staff is encouraging	97.3%
Students who fall behind can get help	92.4%
School work is important	95.4%
Students feel welcomed	90.8%
School communicates effectively	96.2%
The staff is approachable	96.6%
They value culture and individual needs	95.8%

WELLINGTON ELEMENTARY SCHOOL

Home of the Wildcats
Flower Mound, Texas

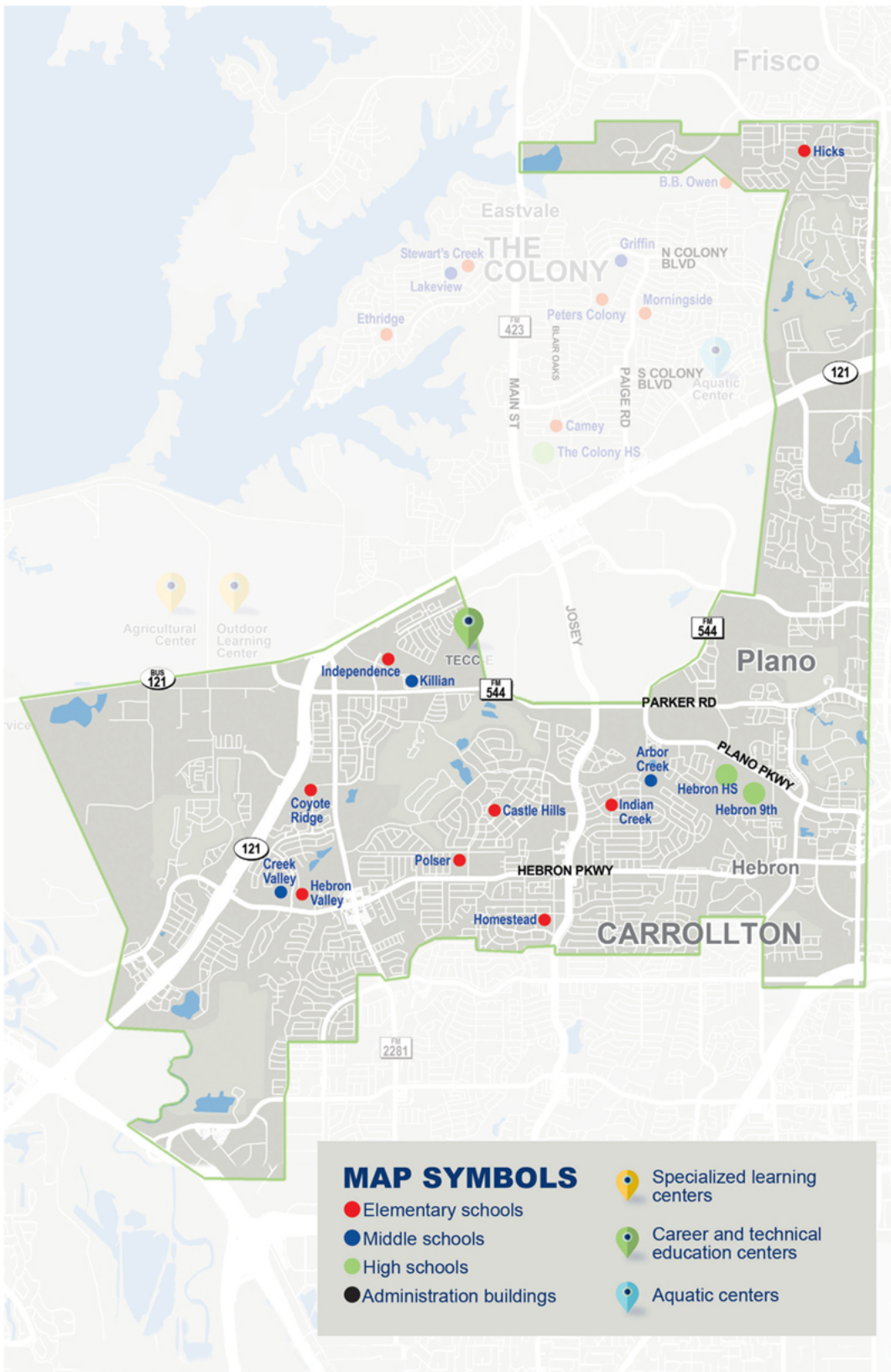
Tami Braun, Principal



HEBRON HIGH SCHOOL



HOME OF THE HAWKS



Hebron High School

Campus Profile

SCHOOL HOURS 8:20 a.m. to 3:35 p.m. **GRADES** 10th through 12th
ONLINE lisd.net/hhs | facebook.com/hebronHS | twitter.com/Hebron_HS

STUDENT INFORMATION

2,790 Students
96.1% Average daily attendance

STAFF INFORMATION

188.03 Total staff members
14.2 Average number of years teaching experience
8.8 Average number of years teaching in LISD schools

PROFESSIONAL LEARNING

Total number of hours the staff spent developing their job skills last year

15,516

74.2
Average professional learning hours per Lewisville ISD staff member



OBSERVATION

994 Number of administrator visits to observe class instruction

142 Average number of classroom visits per administrator

At Hebron High School, we believe:

- All students can learn and be successful
 - All students are prepared to be productive citizens in a global society
 - Teachers and staff will provide a supportive learning environment
 - Teachers and staff will ensure all students receive the assistance necessary to achieve academic success
 - Through these experiences, all of our students enjoy thriving, productive lives in a future they create
- We will empower our students to become productive citizens in a global society by providing a supportive learning environment with engaging lessons. Hebron High School will be an exemplary campus according to the standards of our community, state and nation.

COLLEGE READINESS

Average combined scores for 2020 college entrance exams

1170 **24.6**
SAT ACT

Enrolled in AP, Pre-AP or dual credit courses **62%**

GRADUATION RATE

Percent of graduates from the class of 2020

96.4%



Percent of students whose test scores indicate they are college and career ready.



SAT Reading/Writing
87%



SAT Math
72%



ACT English Comp
87%



ACT Algebra
70%



ACT Social Science
70%



ACT Biology
60%



PSAT/NMSQT
Reading/Writing
84.1%



PSAT/NMSQT
Math
65.6%



CLUBS

Clubs provide opportunities for students to engage in learning of their choice beyond the classroom. Ours include ACDEC, ASL Club, AVID, Black Student Union, Hawk TV, Circle of Friends, College Club, DECA, Earth Club, eSports, FCA, FCCLA, French Club, Hands of Hope, Hebron Asian Student Association, Hebron Red Cross, HOSA Future Health Professionals, Humankind, and Interact Club, Iranian Student Association, Journey to Dream, Junior State of America, Key Club, Latin Club, Latino Student Union, Lemon Club, National Art Honor Society, and National English Honor Society and National Honor Society.

What do our parents think?

In April 2021, parents were surveyed about the campus their child attends. Values represent the percentage of respondents who agree. Based on 378 responses.

Are satisfied overall	89.9%
The school staff cares	90.5%
Students know how to get help	87.8%
I know about my child's grades	95.2%
School is safe	93.4%
Students are happy	90.5%
Staff is encouraging	90.2%
Students who fall behind can get help	86.5%
School work is important	86.2%
Students feel welcomed	90.2%
School communicates effectively	90.5%
The staff is approachable	91.0%
They value culture and individual needs	88.4%

ARTS AND ATHLETICS



43%

Participation in athletics or physical education

48%

Participation in fine arts such as band or theater

PROGRAMS

Our campus offers unique programs to help our students become better learners, leaders, and friends. Some of ours include ACDEC, Asian-Pacific Islander Month, AVID, Black History Month, Building Leadership Team, Class Officers, Career and Tech Education, College and Career Readiness, Community and Business Partnership Career Day Out, Dignitary Night, Feeder School Nights, Hall of Fame Committee, HawkFest, Hispanic Heritage Month and Kindness Campaign.

What do our students think?

In April 2021, seniors were asked about their experiences in the district, future readiness and post-graduation plans.



Attend college	91.9%
Join the military or attend a service academy	2.7%
Work full time	15.6%
Attend technical or trade school	2.7%
Attain industry certification	1.3%
Other	1.7%
Well-prepared for the future	83.5%
Satisfied with their LISD education	90.8%

AWARDS AND RECOGNITIONS

- UIL State Marching Band: 2nd in the State
- Color Guard: Top 15 in the Nation
- Band/Choir/Orchestra: All UIL Sweepstakes Winners
- State Counselors Crest Award 2020-2021
- Girls Golf State Champions 2021
- Swim and Dive State Qualifier
- Track and Field State Qualifier
- Five State Volleyball Titles
- 11 National Merit Finalists
- ACDEC Regional Champions
- NJROTC achieved Unit Recognition
- Girls Soccer: Regional Finalists
- eSports: 3rd in the State
- Journalism: 2nd in the State

HEBRON HIGH SCHOOL

Home of the Hawks, Carrollton, Texas

Amy Boughton, Principal



Hebron High School 9th Grade Campus Profile

SCHOOL HOURS 8:20 a.m. to 3:35 p.m. **GRADES** 9th grade
ONLINE lisd.net/hhs9 | facebook.com/hebron9th | twitter.com/hebron9th

STUDENT INFORMATION

856 Students
96.1% Average daily attendance

STAFF INFORMATION

62.9 Total staff members
09.3 Average number of years teaching experience
6.9 Average number of years teaching in LISD schools

PROFESSIONAL LEARNING

Total number of hours the staff spent developing their job skills last year

4,886

64.2
Average professional learning hours per Lewisville ISD staff member



OBSERVATION

367 Number of administrator visits to observe class instruction

122 Average number of classroom visits per administrator

What we believe

At the Hebron 9th Grade Campus, we believe the 9th-grade year is an essential transition year in a student's education experience. We aim to empower our students through authentic, engaging learning opportunities for success in high school and beyond. We encourage all of our students to challenge themselves academically as well as get involved in a school club or organization. We want all of our students to have the best possible start to their high school experience.

COLLEGE READINESS

Average combined scores for 2020 college entrance exams

1170 **24.6**
SAT ACT

Enrolled in AP, Pre-AP or dual credit courses **62%**

GRADUATION RATE

Percent of graduates from the class of 2020

96.4%



Percent of students whose test scores indicate they are college and career ready.



SAT Reading/Writing
87%



SAT Math
72%



ACT English Comp
87%



ACT Algebra
70%



ACT Social Science
70%



ACT Biology
60%



PSAT/NMSQT
Reading/Writing
84.1%



PSAT/NMSQT
Math
65.6%

CLUBS

Clubs provide opportunities for students to learn beyond the classroom.

Some of our clubs include Student Council, Key Club, Hands of Hope, Distributive Education Clubs of America, Girls Who Code, Technology Student Association (TCA), Family, Career and Community Leaders of America, Fellowship of Christian Athletes and Health Occupations Students of America.



What do our parents think?

In April 2021, parents were surveyed about the campus their child attends. Values represent the percentage of respondents who agree. Based on 137 responses.

Are satisfied overall	94.2%
The school staff cares	92.0%
Students know how to get help	85.4%
I know about my child's grades	92.0%
School is safe	95.6%
Students are happy	93.4%
Staff is encouraging	94.2%
Students who fall behind can get help	86.9%
School work is important	86.9%
Students feel welcomed	95.6%
School communicates effectively	93.4%
The staff is approachable	93.4%
They value culture and individual needs	90.5%

ARTS AND ATHLETICS



82%

Participation in athletics or physical education

63%

Participation in fine arts such as band or theater

PROGRAMS

Our campus offers unique programs to help our students become better learners, leaders, and friends. Some of ours include the following:

- Art, Dance and Theater
- AVID college preparatory program
- Band, Choir and Orchestra
- Baseball, Softball and Volleyball
- Basketball, Football and Soccer
- Cheerleading
- Cross Country/Track
- Debate
- Gifted and Talented, Honors and AP courses
- Microsoft Certifications
- Swimming and Diving
- Wrestling

What do our students think?

In April 2021, seniors were asked about their experiences in the district, future readiness and post-graduation plans.



Attend college	91.9%
Join the military or attend a service academy	2.7%
Work full time	15.6%
Attend technical or trade school	2.7%
Attain industry certification	1.3%
Other	1.7%
Well-prepared for the future	83.5%
Satisfied with their LISD education	90.8%

AWARDS AND RECOGNITIONS

- PTA Golden Apple Award 2017, 2018, 2019, 2020
- Crest Counseling Award Recipients 2018-19, 2019-20, 2020-21
- ENERGY STAR certified school
- LEF Grant Recipients

HEBRON HIGH SCHOOL 9TH GRADE CAMPUS

Home of the Hawks, Carrollton, Texas

Amanda Werneke, Principal



Arbor Creek Middle School

Campus Profile

SCHOOL HOURS ONLINE

8:55 a.m. to 4:10 p.m. **GRADES** 6th through 8th grade

lisd.net/arborcreek | facebook.com/ArborCreekMiddleSchool | twitter.com/ArborCreekMS

STUDENT INFORMATION

867 Students
97.2% Average daily attendance

STAFF INFORMATION

71.32 Total staff members
14.2 Average number of years teaching experience
10.4 Average number of years teaching in LISD schools

PROFESSIONAL LEARNING

Total number of hours the staff spent developing their job skills last year

5,059

69.3

Average professional learning hours per Lewisville ISD staff member

165

OBSERVATION

Number of administrator visits to observe class instruction

55 Average number of classroom visits per administrator

At Arbor Creek Middle School, we believe:

- All students can learn and are capable of high individualized achievement
- All students should learn in a safe, positive and supportive environment where diversity and individuality are respected and appreciated
- All students must be taught and encouraged to collaborate, think critically, apply knowledge, problem solve, communicate effectively and use technology as a tool for learning

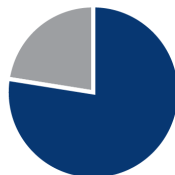
The Arbor Creek Middle School community will work together with trust and mutual respect to ensure academic success and responsible student involvement in our school, families and society. We will prepare our students to be innovative global thinkers, because at Arbor Creek, our students will enjoy thriving, productive lives in the future *they* create.



ACADEMIC PERFORMANCE

PSAT SCORES AND ADVANCED COURSES

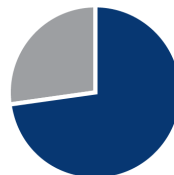
Percent of students whose PSAT test scores indicate they are college and career ready. Percent of student population who are enrolled in at least one advanced course.



PSAT Reading **77.5%**



PSAT Math **53.6%**



Pre AP/AP enrolled **73%**

CLUBS

Clubs provide opportunities for students to learn beyond the classroom. Some of our clubs include National Junior Honor Society, Student Council, Circle of Friends, Arbor Creek Environmental Club, Fellowship of Christian Athletes, Archery Club, Library Book Club, Chess Club, and Makers Space.

COMMON SENSE SCHOOL

Earning the Common Sense School badge is a symbol of our school's dedication and commitment to helping students think critically and use technology responsibly to learn, create, and participate.



PROGRAMS

Our unique programs help our students become better learners, leaders, and friends. Some of these include WEB (Where Everybody Belongs), Mastering My Success, Girls on the Run, Teen Leadership, Stress Less Group, New Student Breakfast, 180 Degrees, and Honor Code Awards.

ARTS AND ATHLETICS



100%

Participation in athletics or physical education

100%

Participation in fine arts such as music and art

AWARDS AND RECOGNITIONS

- Back-to-back State Archery Championships
- Band, Orchestra and Choir UIL Sweepstake awards (1st division superior ratings)
- Honors Band performance at Midwest Clinic in Chicago
- Bel Canto Choir performance at TMEA in San Antonio
- Numerous boys and girls athletic District Championships
- Superior art ratings at annual junior VASE



What do our parents think?

In April 2021, parents were surveyed about the campus their child attends. Values represent the percentage of respondents who agree. Based on 192 responses.

Are satisfied overall	91.7%
The school staff cares	95.8%
Students know how to get help	90.6%
I know about my child's grades	92.2%
School is safe	96.9%
Students are happy	90.1%
Staff is encouraging	96.4%
Students who fall behind can get help	89.6%
School work is important	87.0%
Students feel welcomed	93.8%
School communicates effectively	93.8%
The staff is approachable	90.1%
They value culture and individual needs	90.1%

ARBOR CREEK MIDDLE SCHOOL

Home of the Eagles
Carrollton, Texas

Amy Obenhaus, Principal





Creek Valley Middle School

STEM Campus Profile

SCHOOL HOURS ONLINE

8:55 a.m. to 4:10 p.m. **GRADES** 6th through 8th grade
lisd.net/creekvalley | facebook.com/creekvalley | twitter.com/CreekValleyMS

STUDENT INFORMATION

657	Students
97.2%	Average daily attendance

STAFF INFORMATION

58.15	Total staff members
11.2	Average number of years teaching experience
8.2	Average number of years teaching in LISD schools

PROFESSIONAL LEARNING

Total number of hours the staff spent developing their job skills last year

4,613



Average professional learning hours per Lewisville ISD staff member

349

OBSERVATION

Number of administrator visits to observe class instruction

116 Average number of classroom visits per administrator

The Creek Valley Middle School Culture

At Creek Valley Middle School STEM Academy, we maintain a culture that is safe, supportive, and inclusive for our entire community.

We are committed to:

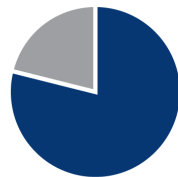
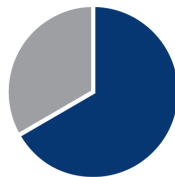
- Using restorative practices to build meaningful relationships
- Cultivating a community of acceptance and unity through transparent communication
- Providing innovative differentiation to meet the needs of all students
- Consistently following all school policies and expectations
- Being receptive to challenges and viewing them as growth opportunities
- Engaging students through the use of diverse instructional strategies
- Purposefully collaborating to support the needs of all stakeholders
- Modeling and spreading positivity and kindness in all we do



ACADEMIC PERFORMANCE

PSAT SCORES AND ADVANCED COURSES

Percent of students whose PSAT test scores indicate they are college and career ready. Percent of student population who are enrolled in at least one advanced course.



CLUBS

Clubs allow students to learn beyond the classroom. Some of ours include Student Council, National Junior Honor Society, Science, Theater, Culture, American Sign Language, Circle of Friends, Cupcake Talk, Musical Theater, Robotics, Art Club, GSA-Gay Straight Alliance, Chess, Ping Pong, Gaming, Board Games, and Greenhouse Club.

COMMON SENSE SCHOOL

Earning the Common Sense School badge is a symbol of our school's dedication and commitment to helping students think critically and use technology responsibly to learn, create, and participate.



What do our parents think?

In April 2021, parents were surveyed about the campus their child attends. Values represent the percentage of respondents who agree. Based on 131 responses.

Are satisfied overall	93.9%
The school staff cares	95.4%
Students know how to get help	90.1%
I know about my child's grades	91.6%
School is safe	94.7%
Students are happy	90.8%
Staff is encouraging	93.9%
Students who fall behind can get help	84.0%
School work is important	87.8%
Students feel welcomed	95.4%
School communicates effectively	96.9%
The staff is approachable	93.9%
They value culture and individual needs	90.8%

PROGRAMS

Our programs include AVID, Destination Imagination, Academic UIL, Apple Mentors, Career Day, College Day, Multicultural Night, Kindness Ambassadors, Principal Advisory Council, Yearbook, Band, Orchestra, Choir, Art, Theater, Athletics, Cheer, STEM, and Project Lead the Way.



ARTS AND ATHLETICS



100%

Participation in athletics or physical education

82%

Participation in fine arts such as music and art

AWARDS AND RECOGNITIONS

- UIL Sweepstakes for Band, Choir and Orchestra
- TMEA Honor Band State Finalist
- First place district One-Act Play
- Carrollton Neighbors Teacher of the Month
- Destination Imagination Team Global Finals competition
- Student art display at North Texas Irish Festival
- Certified AVID Campus
- Academic UIL 2nd place
- Art, Photography, Essay awards in MLK contest

**CREEK VALLEY
MIDDLE SCHOOL**
Home of the Wildcats
Carrollton, Texas

Steffanie Webb, Principal



Killian Middle School

Campus Profile

SCHOOL HOURS ONLINE

8:55 a.m. to 4:10 p.m. **GRADES** 6th through 8th grade
lisd.net/killian | facebook.com/killianms | twitter.com/killian_ms

STUDENT INFORMATION

1,102 Students
97.8% Average daily attendance

STAFF INFORMATION

83.15 Total staff members
10.3 Average number of years teaching experience
6.6 Average number of years teaching in LISD schools

PROFESSIONAL LEARNING

Total number of hours the staff spent developing their job skills last year

6,480

71.2

Average professional learning hours per Lewisville ISD staff member

705

OBSERVATION

Number of administrator visits to observe class instruction

176 Average number of classroom visits per administrator

At Killian Middle School, we believe:

- All students have unique strengths and talents that are nurtured
- All students are provided engaging and innovative learning experiences every day
- All students are provided opportunities to take risks and develop a growth mindset

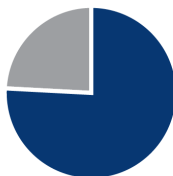
Killian Middle School is committed to providing all students with a forward-thinking education giving them the opportunity to empower, inspire, create and innovate during their middle school years.

All students engage in learning experiences that connect them to both global and local communities through project-based learning opportunities, Science, Technology, Engineering, Art and Math activities that are real-world experiences. Students at Killian are nurtured, and the well-being of the whole child is a priority for all staff. Students are provided opportunities to take risks, and growth mindsets are enhanced throughout the learning journey of each student. We believe what begins at Killian will change the world, and our students are prepared for that challenge.

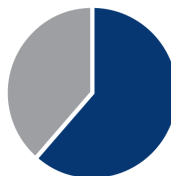
ACADEMIC PERFORMANCE

PSAT SCORES AND ADVANCED COURSES

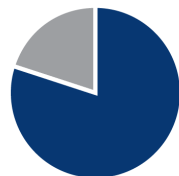
Percent of students whose PSAT test scores indicate they are college and career ready. Percent of student population who are enrolled in at least one advanced course.



PSAT Reading **76.1%**



PSAT Math **61.5%**



Pre AP/AP enrolled **80%**

CLUBS

Clubs provide opportunities for students to engage in learning of their choice beyond the classroom.

Some of our clubs include NJHS, Student Council, Kindness Club, and FCA .

COMMON SENSE SCHOOL

Earning the Common Sense School badge is a symbol of our school's dedication and commitment to helping students think critically and use technology responsibly to learn, create, and participate.



PROGRAMS

Our campus offers unique programs to help our students grow. Some of our programs include Dual Language, GT, SPED, ESL, Circle of Friends, and Peer Buddy PE.

ARTS AND ATHLETICS



99%

Participation in athletics or physical education

81%

Participation in fine arts such as music and art

AWARDS AND RECOGNITIONS

- Texas School Counselor Association CREST Award Winner
- Band, Choir, and Orchestra received Sweepstakes in UIL
- 8th Grade Football District Champions



What do our parents think?

In April 2021, parents were surveyed about the campus their child attends. Values represent the percentage of respondents who agree. Based on 270 responses.

Are satisfied overall	93.3%
The school staff cares	94.4%
Students know how to get help	92.6%
I know about my child's grades	93.0%
School is safe	97.0%
Students are happy	93.3%
Staff is encouraging	93.0%
Students who fall behind can get help	89.3%
School work is important	88.9%
Students feel welcomed	90.0%
School communicates effectively	92.2%
The staff is approachable	93.3%
They value culture and individual needs	90.7%

**KILLIAN
MIDDLE SCHOOL**
Home of the Mustangs
Lewisville, Texas

Dr. Tina Krol, Principal



Castle Hills Elementary School

Campus Profile

SCHOOL HOURS ONLINE

7:45 a.m. to 3 p.m. **GRADES** Kindergarten through 5th grade
lisd.net/castlehills | facebook.com/castlehillises | twitter.com/CastleHillsES

STUDENT INFORMATION

678 Students
97.4% Average daily attendance

STAFF INFORMATION

54.86 Total staff members
14.8 Average number of years teaching experience
10.4 Average number of years teaching in LISD schools

PROFESSIONAL LEARNING

Total number of hours the staff spent developing their job skills last year

4,928

78.2

Average professional learning hours per Lewisville ISD staff member

431

OBSERVATION

Number of administrator visits to observe class instruction

216 Average number of classroom visits per administrator

The Castle Hills mission

Castle Hills Elementary, a Great Expectations model school, transforms lives through education. Teacher attitude and responsibility contribute to high engagement. Teacher knowledge of learning and skill in instruction make learning challenging and insightful.

We believe:

- All children can learn
- In contributing positively to student self-esteem
- Building a climate of mutual respect to improve risk-taking and trust

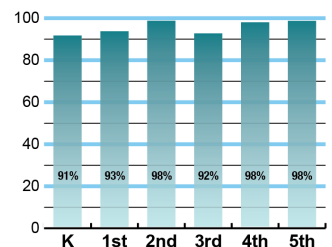
Our student successes are accomplished with a very active and supportive community that values education.



ACADEMIC PERFORMANCE

Istation by grade level

Lewisville ISD monitors students' reading progress through the Istation computer program. Teachers can quickly assess which students need help. This chart shows the percent of students reading on grade level or showing six months growth at the end of the school year.



CLUBS

Clubs provide opportunities for students to engage in learning of their choice beyond the classroom.

Some of our clubs include Run Club, Brianna's Buddies, Student Council, CHE News Crew, CHE Rise and Shine Crew, Principal Advisory Team, Newspaper Club, and Kind Club.

COMMON SENSE SCHOOL



Earning the Common Sense School badge is a symbol of our school's dedication and commitment to helping students think critically and use technology responsibly to learn, create, and participate.

PROGRAMS

Our campus offers unique programs to help our students become better learners, leaders, and friends. Some of these include Snapping Dragons, Great Expectations, After School Enrichment Programs run by the PTA, Watch D.O.G.S. (Dads of Great Students), PTA, and Parent Book Study.

ARTS AND ATHLETICS



100%

Participation in athletics or physical education

100%

Participation in fine arts such as music and art



What do our parents think?

In April 2021, parents were surveyed about the campus their child attends. Values represent the percentage of respondents who agree. Based on 189 responses.

Are satisfied overall	93.7%
The school staff cares	96.3%
Students know how to get help	92.6%
I know about my child's grades	84.1%
School is safe	98.4%
Students are happy	96.3%
Staff is encouraging	94.7%
Students who fall behind can get help	87.8%
School work is important	93.7%
Students feel welcomed	96.8%
School communicates effectively	93.1%
The staff is approachable	93.7%
They value culture and individual needs	95.8%

AWARDS AND RECOGNITIONS

- National PTA School of Excellence 2018 – 2020 and 2020 – 2022
- Great Expectations Model School 2016 – 2017 and 2017 – 2018
- March 2018 School of the Month Lewisville Chamber of Commerce
- CREST Award, 2018 and 2019
- ENERGY STAR certified school

**CASTLE HILLS
ELEMENTARY SCHOOL**
Home of the DRAGONS
Lewisville, Texas

Jaime Clark, Principal



Coyote Ridge Elementary School

Campus Profile

SCHOOL HOURS ONLINE

7:45 a.m. to 3 p.m. **GRADES** Kindergarten through 5th grade
lisd.net/coyoteridge | facebook.com/coyoteridge | twitter.com/CoyoteRidgeES

STUDENT INFORMATION

571 Students
97.4% Average daily attendance

STAFF INFORMATION

54.12 Total staff members
10.9 Average number of years teaching experience
9.1 Average number of years teaching in LISD schools

PROFESSIONAL LEARNING

Total number of hours the staff spent developing their job skills last year

4,697

73.4

Average professional learning hours per Lewisville ISD staff member

204

OBSERVATION

Number of administrator visits to observe class instruction

102 Average number of classroom visits per administrator

What we believe

At Coyote Ridge Elementary, we inspire learners to become innovative, collaborative, life-long designers who contribute to an ever-changing global community. We engage the school in The Leader in Me program and The 7 Habits of Happy Kids to embrace a process that helps develop the essential life skills and characteristics students need to thrive in the 21st century. Students experience personal leadership as a practice in being accountable for actions, attitudes, and talents that contribute to their successes.

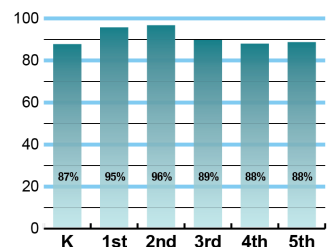
We believe in continuous professional learning to provide the most relevant, engaging, and collaborative environment to promote 21st-century learning for our children. Relationships are a priority, and we address the needs of the whole child, both academic and social-emotional.

We are a community of learners who all participate in personal and professional goal-setting, tracking, and reflection on our impact on student learning and achievement. Our students thrive in a learning environment that embraces authentic, real-world applications where they can collaborate, communicate, and create while pushing themselves to think critically about their learning.

ACADEMIC PERFORMANCE

Istation by grade level

Lewisville ISD monitors students' reading progress through the Istation computer program. Teachers can quickly assess which students need help. This chart shows the percent of students reading on grade level or showing six months growth at the end of the school year.



CLUBS

Clubs provide opportunities for students to learn beyond the classroom. Some of ours include CNN Coyote News Network, Gizmo Girls STEM Club, Creative Illustrator and Author Club, Student Lighthouse Team (Student Council), Peace of Chess Yoga-Chess Club, Coyote Choir, Jump Rope Club, Safety Patrol, Kindness Ambassadors and Circle of Friends.

COMMON SENSE SCHOOL

Earning the Common Sense School badge is a symbol of our school's dedication and commitment to helping students think critically and use technology responsibly to learn, create, and participate.



What do our parents think?

In April 2021, parents were surveyed about the campus their child attends. Values represent the percentage of respondents who agree. Based on 120 responses.

Are satisfied overall	96.7%
The school staff cares	98.3%
Students know how to get help	96.7%
I know about my child's grades	96.7%
School is safe	98.3%
Students are happy	97.5%
Staff is encouraging	99.2%
Students who fall behind can get help	96.7%
School work is important	95.0%
Students feel welcomed	90.0%
School communicates effectively	94.2%
The staff is approachable	96.7%
They value culture and individual needs	93.3%

PROGRAMS

Our campus offers unique programs to help our students grow. Some of ours include The Leader in Me, Makerspace, Howler Awards, Recognition Rallies, Restorative Practices, Second Steps, CNN NewsCrew, Kindness Ambassadors, Green Team, Lost-and-Found Team, and Watch D.O.G.S.



ARTS AND ATHLETICS



99%

Participation in athletics or physical education

98%

Participation in fine arts such as music and art

AWARDS AND RECOGNITIONS

- Leader in Me School
- Common Sense School Recognition 2020-22
- CREST Award (Counselors Reinforcing Excellence in Texas) 2017, 2018, 2020, 2021
- ENERGY STAR certified school
- Kindness certified school
- Drive for Five PTA Award 2018
- \$5,000 LEF Campus Excellent Grant for STEM Lab and Makerspace

COYOTE RIDGE ELEMENTARY SCHOOL

Home of the Coyotes
Carrollton, Texas

Padgett Cervantes, Principal



Hebron Valley Elementary School

Campus Profile

SCHOOL HOURS ONLINE

7:45 a.m. to 3 p.m. **GRADES** Pre-K through 5th grade

lisd.net/hebronvalley | facebook.com/hebronvalley | twitter.com/HebronValleyES

STUDENT INFORMATION

425	Students
97.5%	Average daily attendance

STAFF INFORMATION

50.33	Total staff members
13.7	Average number of years teaching experience
11	Average number of years teaching in LISD schools

PROFESSIONAL LEARNING

Total number of hours the staff spent developing their job skills last year

4,461

79.7

Average professional learning hours per Lewisville ISD staff member

424

OBSERVATION

Number of administrator visits to observe class instruction

212 Average number of classroom visits per administrator

Campus Mission Statement:

The Hebron Valley Community will provide a safe, collaborative environment for impactful experiences to inspire lifelong learners who are productive citizens in a future they create.

At Hebron Valley Elementary, we believe that:

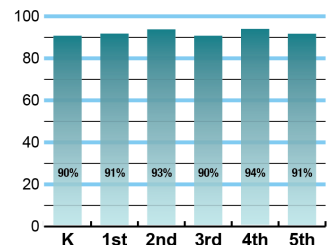
- All students can be successful using their unique strengths and talents
- All students should have engaging and innovative learning experiences everyday
- All students are encouraged to take risks and have a growth mindset

Hebron Valley Elementary is committed to providing all students with a forward-thinking education that gives them the opportunity to empower, inspire, create, and innovate. All students are provided with learning experiences that connect them to the global community as well as the local community through project-based learning, technology integration, 21st-century learning and real-world experiences. Students are encouraged to have a growth mindset and take risks throughout their learning journey. Hebron Valley Elementary is a student-centered school for future-ready students because when students leave here, they have the ability to positively impact the world.

ACADEMIC PERFORMANCE

Istation by grade level

Lewisville ISD monitors students' reading progress through the Istation computer program. Teachers can quickly assess which students need help. This chart shows the percent of students reading on grade level or showing six months growth at the end of the school year.



CLUBS

Students engage in learning of their choice beyond the classroom through clubs.

Some of our clubs include Student Council, Top Dogs Percussion Ensemble and the Husky Pride Choir.

COMMON SENSE SCHOOL



Earning the Common Sense School badge is a symbol of our school's dedication and commitment to helping students think critically and use technology responsibly to learn, create, and participate.

PROGRAMS

Our unique programs help our students grow. Some of ours include Dennis Lee and Nana Puddin' Virtual Experience, Multicultural Celebration, local restaurants PTA Spirit Nights, STEM Enrichment, Field Week, Fun Run, Career Week, Mental Health Awareness Month, Healthy Husky Heart Challenge, and Run to Disney World Challenge.

ARTS AND ATHLETICS



100%

Participation in athletics or physical education

100%

Participation in fine arts such as music and art



What do our parents think?

In April 2021, parents were surveyed about the campus their child attends. Values represent the percentage of respondents who agree. Based on 114 responses.

Are satisfied overall	99.1%
The school staff cares	99.1%
Students know how to get help	93.0%
I know about my child's grades	97.4%
School is safe	100%
Students are happy	97.4%
Staff is encouraging	99.1%
Students who fall behind can get help	90.4%
School work is important	98.2%
Students feel welcomed	97.4%
School communicates effectively	96.5%
The staff is approachable	97.4%
They value culture and individual needs	95.6%

AWARDS AND RECOGNITIONS

- CREST Award: Counselors Reinforcing Excellence in Students in Texas
- Common Sense Certified Campus
- LEF Grant awarded to a teacher
- PTA Lifetime Members
- Rockstar Awards to our students every 9 weeks
- LISD Assistant Principal of the Year
- LISD Elementary Counselor of the Year Finalist
- LISD Teacher of the Year Finalist
- Child Nutrition Finalist
- LISD Student Resource Officer of the Year

HEBRON VALLEY ELEMENTARY SCHOOL

Home of the Huskies
Carrollton, Texas

Laura Zamora, Principal



Homestead Elementary School

Campus Profile

SCHOOL HOURS ONLINE

7:45 a.m. to 3 p.m. **GRADES** Kindergarten through 5th grade
lisd.net/homestead | facebook.com/homesteades | twitter.com/HomesteadES

STUDENT INFORMATION

493 Students
97.3% Average daily attendance

STAFF INFORMATION

47.4 Total staff members
18.5 Average number of years teaching experience
14.5 Average number of years teaching in LISD schools

PROFESSIONAL LEARNING

Total number of hours the staff spent developing their job skills last year

3,934

77.1

Average professional learning hours per Lewisville ISD staff member

188

OBSERVATION

Number of administrator visits to observe class instruction

94 Average number of classroom visits per administrator

At Homestead Elementary, we believe:

All of our students are lifelong learners who demonstrate integrity and personal excellence in a future they create.

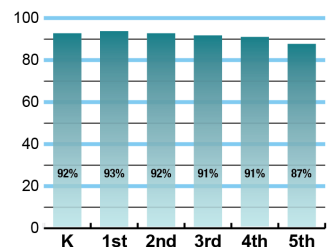
Homestead Elementary students, staff, and community work in partnership to create a positive, caring learning environment where students will be challenged through collaborative and innovative experiences to succeed in academics and life. We have a vibrant school community that is committed to the success of all students.



ACADEMIC PERFORMANCE

Istation by grade level

Lewisville ISD monitors students' reading progress through the Istation computer program. Teachers can quickly assess which students need help. This chart shows the percent of students reading on grade level or showing six months growth at the end of the school year.



CLUBS

Clubs provide opportunities for students to engage in learning of their choice beyond the classroom.

Some of our clubs include Science Club, Robotics Club, Student Council, Destination Imagination, Honor Choir, and Circle of Friends.

COMMON SENSE SCHOOL



Earning the Common Sense School badge is a symbol of our school's dedication and commitment to helping students think critically and use technology responsibly to learn, create, and participate.

PROGRAMS

Our campus offers unique programs to help our students become better learners, leaders, and friends.

Some of our programs include STEM discovery class.

ARTS AND ATHLETICS



99%

Participation in athletics or physical education

100%

Participation in fine arts such as music and art



What do our parents think?

In April 2021, parents were surveyed about the campus their child attends. Values represent the percentage of respondents who agree. Based on 116 responses.

Are satisfied overall	95.7%
The school staff cares	98.3%
Students know how to get help	94.8%
I know about my child's grades	91.4%
School is safe	98.3%
Students are happy	98.3%
Staff is encouraging	95.7%
Students who fall behind can get help	87.9%
School work is important	92.2%
Students feel welcomed	99.1%
School communicates effectively	87.9%
The staff is approachable	94.0%
They value culture and individual needs	91.4%

AWARDS AND RECOGNITIONS

- LISD District Teacher of the Year
- LISD Campus Support Personnel Winner
- CREST Award Winner
- National Award Winning PTA

HOMESTEAD ELEMENTARY SCHOOL

Home of the Mustangs
Carrollton, Texas

Sean Perry, Principal



Independence Elementary School

Campus Profile

SCHOOL HOURS ONLINE

7:45 a.m. to 3 p.m. **GRADES** Pre-K through 5th grade

lisd.net/independence | facebook.com/independences | twitter.com/IndependenceES

STUDENT INFORMATION

839 Students
97.1% Average daily attendance

STAFF INFORMATION

87.05 Total staff members
9.7 Average number of years teaching experience
6.1 Average number of years teaching in LISD schools

PROFESSIONAL LEARNING

Total number of hours the staff spent developing their job skills last year

6,852

74.5

Average professional learning hours per Lewisville ISD staff member



OBSERVATION

334 Number of administrator visits to observe class instruction

111 Average number of classroom visits per administrator

At Independence Elementary we believe:

- Students have the potential to accomplish any goal they set
- Students see themselves as leaders today and for the rest of their lives
- Students will live up to grand expectations that have personal meaning

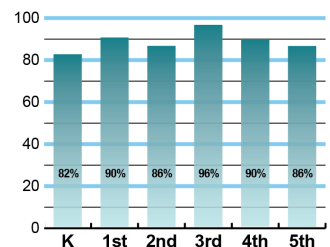
We are committed to partnering with our school community, working towards goals that are academically aligned in purpose and have collective focus on student achievement. We expect our Eagles to be well-rounded, compassionate, competitive, critical thinkers, and lifelong learners. By providing a safe environment to spread their wings, make mistakes, take risks and celebrate success, students will be prepared for a productive life in a future they create.

Independence is a "Leadership Happens Here" campus, which integrates Covey's Seven Habits of Highly Effective People in all learning. Eagle students learn about the seven habits, manage a data binder and earn Leadership Happens Here tickets when they demonstrate a habit. Our program nurtures students to be future-ready, hopeful, problem solvers, and courageous.

ACADEMIC PERFORMANCE

Istation by grade level

Lewisville ISD monitors students' reading progress through the Istation computer program. Teachers can quickly assess which students need help. This chart shows the percent of students reading on grade level or showing six months growth at the end of the school year.



CLUBS

Clubs provide opportunities for students to engage in learning of their choice beyond the classroom.

Some of our clubs include Run Club, Girl Scouts and Choir.

COMMON SENSE SCHOOL



Earning the Common Sense School badge is a symbol of our school's dedication and commitment to helping students think critically and use technology responsibly to learn, create, and participate.



PROGRAMS

Our campus offers unique programs to help our students become better learners, leaders, and friends. Some of our programs include Dual Language Program, Student Council, National Elementary Honor Society, Coder Kids, Encore and SSA.



ARTS AND ATHLETICS



100%

Participation in athletics or physical education

100%

Participation in fine arts such as music and art

AWARDS AND RECOGNITIONS

- Common Sense Digital Citizenship Campus
- CREST Counselor Award
- PTA Golden Apple Award
- National PTA School of Excellence



What do our parents think?

In April 2021, parents were surveyed about the campus their child attends. Values represent the percentage of respondents who agree. Based on 167 responses.

Are satisfied overall	93.4%
The school staff cares	94.6%
Students know how to get help	93.4%
I know about my child's grades	93.4%
School is safe	97.6%
Students are happy	94.6%
Staff is encouraging	95.2%
Students who fall behind can get help	93.4%
School work is important	95.8%
Students feel welcomed	92.2%
School communicates effectively	89.8%
The staff is approachable	92.8%
They value culture and individual needs	95.2%

INDEPENDENCE ELEMENTARY SCHOOL

Home of the Eagles
Lewisville, Texas

Theodora Winslow, Principal



Indian Creek Elementary School

Campus Profile

SCHOOL HOURS ONLINE

7:45 a.m. to 3 p.m. **GRADES** Pre-K through 5th grade

lisd.net/indiancreek | facebook.com/indiancreekes | twitter.com/IndianCreekES

STUDENT INFORMATION

536 Students
97.2% Average daily attendance

STAFF INFORMATION

58.7 Total staff members
10.8 Average number of years teaching experience
6.1 Average number of years teaching in LISD schools

PROFESSIONAL LEARNING

Total number of hours the staff spent developing their job skills last year

5,193

82.4

Average professional learning hours per Lewisville ISD staff member

247

OBSERVATION

Number of administrator visits to observe class instruction

124 Average number of classroom visits per administrator

At Indian Creek Elementary, we believe:

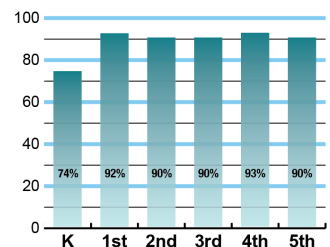
- Building strong relationships is vital in learning
- Positive learning experiences lead to social emotional health and allow students to take risk and learn from their mistakes
- Community engagement is a vital part of the learning process

Indian Creek Elementary School is the heart of the community! We are a diverse community where all students learn together, with one another, and from one another. We are an inclusive school with innovative instructional strategies that support ALL students' learning needs. We believe turning personal interests into learning experiences empowers our students and their love for learning. We are committed to providing student-centered experiences where all students have opportunities to engage in real-world learning, through field trips, hands-on experiences and guest speakers. We value the importance of enriching our students' learning and developing leaders by providing a variety of clubs and organizations. Our partnership with parents and community plays an important role in the success of Indian Creek's students and staff.

ACADEMIC PERFORMANCE

Istation by grade level

Lewisville ISD monitors students' reading progress through the Istation computer program. Teachers can quickly assess which students need help. This chart shows the percent of students reading on grade level or showing six months growth at the end of the school year.



CLUBS

Students engage in learning of their choice beyond the classroom through clubs.

Some of our clubs include Student Council and The Early Bird Show.

COMMON SENSE SCHOOL

Earning the Common Sense School badge is a symbol of our school's dedication and commitment to helping students think critically and use technology responsibly to learn, create, and participate.



PROGRAMS

Our campus offers unique programs to help our students grow. Some of ours include Read Across Indian Creek, 5th Grade Honor Society, Honor Choir, Restorative Practice Campus, K-2 Reading 2x2 Tournament, Reading Bluebonnet, Indian Creek Virtual Reading Talks, Indian Creek Parent Cafe Talks.

ARTS AND ATHLETICS



96%

Participation in athletics or physical education

97%

Participation in fine arts such as music and art

AWARDS AND RECOGNITIONS

- Teacher of the Year Coach Parker
- National PTA School of Excellence
- Principal of the Year Finalist
- Friendly Falcon
- CREST
- LEF Grants for Teachers



What do our parents think?

In April 2021, parents were surveyed about the campus their child attends. Values represent the percentage of respondents who agree. Based on 99 responses.

Are satisfied overall	89.9%
The school staff cares	94.9%
Students know how to get help	90.9%
I know about my child's grades	87.9%
School is safe	98.0%
Students are happy	89.9%
Staff is encouraging	96.0%
Students who fall behind can get help	85.9%
School work is important	88.9%
Students feel welcomed	89.9%
School communicates effectively	81.8%
The staff is approachable	88.9%
They value culture and individual needs	90.9%

INDIAN CREEK ELEMENTARY SCHOOL

Home of the Falcons
Carrollton, Texas

Lori Sowers, Principal





Polser Elementary School

STEM Academy Campus Profile

SCHOOL HOURS ONLINE

7:45 a.m. to 3:25 p.m. **GRADES** Pre-K through 5th grade
lisd.net/polser | facebook.com/polseres | twitter.com/PolserES

STUDENT INFORMATION

445 Students
96.5% Average daily attendance

STAFF INFORMATION

57.8 Total staff members
11.6 Average number of years teaching experience
7.2 Average number of years teaching in LISD schools

PROFESSIONAL LEARNING

Total number of hours the staff spent developing their job skills last year

5,302

82.8

Average professional learning hours per Lewisville ISD staff member

256

OBSERVATION

Number of administrator visits to observe class instruction

128 Average number of classroom visits per administrator

At Polser Elementary, we strive:

- To create an engaging environment for all stakeholders
- To provide challenging, relevant 21st Century instruction that allows for student success and growth opportunities
- To celebrate our diversity and establish a kind, inclusive environment for all students
- To foster partnerships that build capacity in our students and deepen our connections with the community

In May 2019, Polser Elementary became a nationally certified campus for STEM Excellence in Texas.

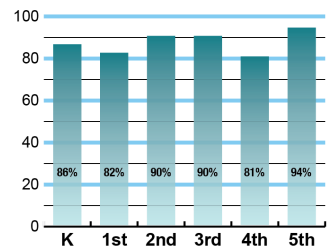
We believe students, staff and community design and implement a learning organization that provides engaging, innovative experiences every day.



ACADEMIC PERFORMANCE

Istation by grade level

Lewisville ISD monitors students' reading progress through the Istation computer program. Teachers can quickly assess which students need help. This chart shows the percent of students reading on grade level or showing six months growth at the end of the school year.



CLUBS

Students engage in learning of their choice beyond the classroom through clubs. Ours include LEGO Robotics, Circle of Friends, KidFit, Hogwarts Club, Beginning Coding, Crop, Paper Scissors, Make it, The Investigating Adventure, Boppin' BlueBots, Polser Players, Reading Rocks!, Around the World, and Soccer.

COMMON SENSE SCHOOL



Earning the Common Sense School badge is a symbol of our school's dedication and commitment to helping students think critically and use technology responsibly to learn, create, and participate.

PROGRAMS

Our campus offers unique programs to help our students grow. Some of these include Watch D.O.G.S., Kids with Character, Student Council, 4th and 5th Grade Choir, Kindness Week, College and Career Week, STEM Family Night, STEM Curriculum Writing, STEM Certification, and 2nd Grade Engineering Block.

ARTS AND ATHLETICS



100%

Participation in athletics or physical education

100%

Participation in fine arts such as music and art

AWARDS AND RECOGNITIONS

- STEM Academy in 2019-2020
- Castle Hills Teacher of the Month
- PTA Recognitions LEF Grants
- Spelling Bee Finalist
- CREST Counseling Award 2018-2019
- National STEM Certification
- STEM Certified Teachers
- Teacher of the Month



What do our parents think?

In April 2021, parents were surveyed about the campus their child attends. Values represent the percentage of respondents who agree. Based on 139 responses.

Are satisfied overall	98.6%
The school staff cares	99.3%
Students know how to get help	96.4%
I know about my child's grades	97.8%
School is safe	99.3%
Students are happy	100.0%
Staff is encouraging	99.3%
Students who fall behind can get help	94.2%
School work is important	98.6%
Students feel welcomed	95.0%
School communicates effectively	95.0%
The staff is approachable	97.1%
They value culture and individual needs	97.1%

POLSER ELEMENTARY SCHOOL

Home of the Polar Bears
Carrollton, Texas

Lisa Phelps, Principal



Tom Hicks Elementary School

Campus Profile

SCHOOL HOURS ONLINE

7:45 a.m. to 3 p.m. **GRADES** Kindergarten through 5th grade

lisd.net/hicks | facebook.com/hickselementary | twitter.com/HicksElementary

STUDENT INFORMATION

644 Students
96.6% Average daily attendance

STAFF INFORMATION

56.91 Total staff members
11.8 Average number of years teaching experience
8.6 Average number of years teaching in LISD schools

PROFESSIONAL LEARNING

Total number of hours the staff spent developing their job skills last year

4,535

67.7
Average professional learning hours per Lewisville ISD staff member



OBSERVATION

116 Number of administrator visits to observe class instruction

58 Average number of classroom visits per administrator

At Hicks Elementary:

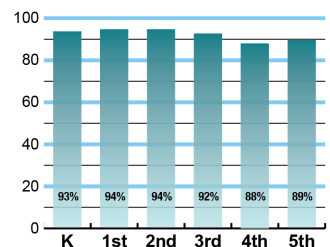
- We have purposefully designed a 21st-century learning organization that teaches students to think globally in the digital age
- We aspire to authentically engage every student every day to create and learn
- We understand that today's students must be challenged through the use of technology to think, plan, create and collaborate
- We embrace and implement cutting edge brain-based research practices such as Spanish Immersion and the Action Based Learning Lab
- We continue our growth as we design a school that will enable our students to thrive in a future they create
- We believe that education is a foundation of the home and community as well as the school

The future of our students, our community, and even our country depends on our success. Together, we will find every child's hidden talents and enable every student to be the best scholar, artist and person they can be. At Hicks Elementary, "Our Future Starts Here."

ACADEMIC PERFORMANCE

Istation by grade level

Lewisville ISD monitors students' reading progress through the Istation computer program. Teachers can quickly assess which students need help. This chart shows the percent of students reading on grade level or showing six months growth at the end of the school year.



CLUBS

Students engage in learning of their choice beyond the classroom through clubs. Ours include Choir, Art Club, Coding Club, Circle of Friends, Student Council, Destination Imagination, Encore Kids, Robotics, Spanish Immersion Camp, THTV Journalists, Young Rembrandts, and Ukelele Club.

COMMON SENSE SCHOOL

Earning the Common Sense School badge is a symbol of our school's dedication and commitment to helping students think critically and use technology responsibly to learn, create, and participate.



PROGRAMS

Our campus offers unique programs to help our students grow. Some of our programs include Spanish Immersion, Action Based Learning Lab, Campus Project Based Learning Activities, Academic Medal Plan, ePortfolio Assessment Panels, Exceptional Reader, and Pup Camp.

ARTS AND ATHLETICS



100%

Participation in athletics or physical education

100%

Participation in fine arts such as music and art



What do our parents think?

In April 2021, parents were surveyed about the campus their child attends. Values represent the percentage of respondents who agree. Based on 166 responses.

Are satisfied overall	92.2%
The school staff cares	97.0%
Students know how to get help	92.8%
I know about my child's grades	91.0%
School is safe	97.6%
Students are happy	96.4%
Staff is encouraging	94.0%
Students who fall behind can get help	87.3%
School work is important	95.2%
Students feel welcomed	89.8%
School communicates effectively	86.1%
The staff is approachable	89.2%
They value culture and individual needs	91.0%

AWARDS AND RECOGNITIONS

- LISD Board Strategic Design Workshop Presenter
- ABC and NBC News featured for Action Based Learning Lab
- One of two Spanish Immersion Programs in LISD
- Top 10% in the nation in faculty morale (Gallup Engagement Survey)
- Top 20% among all educational institutions in educating all students, teacher efficacy, school leadership, school climate, and school resources (Panorama Education Survey)

TOM HICKS ELEMENTARY SCHOOL

Home of the Timberwolves
Frisco, Texas

Misty Webb, Principal



LEWISVILLE HIGH SCHOOL



HOME OF THE FARMERS

MAP SYMBOLS

● Elementary schools

● Middle schools

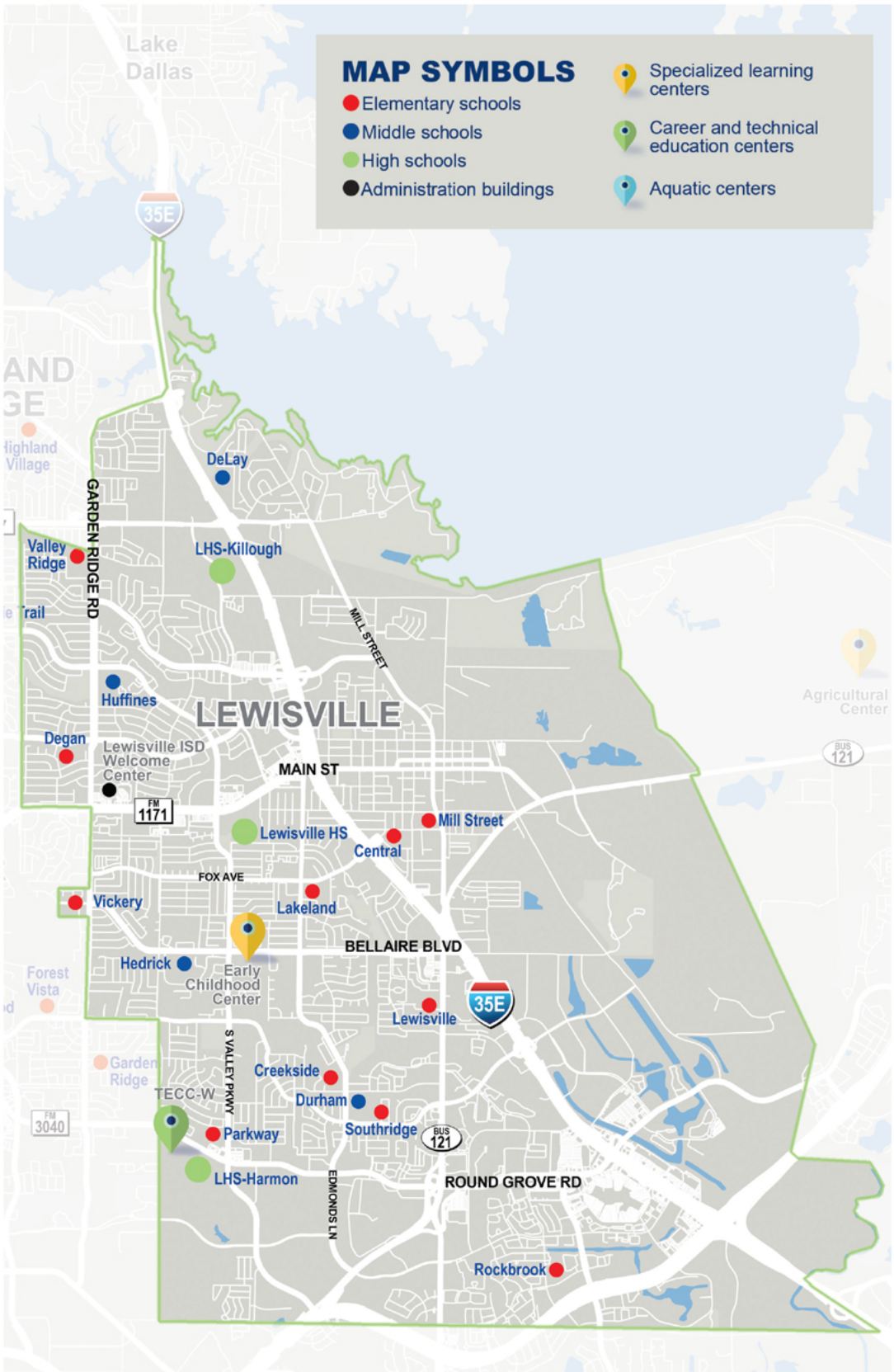
● High schools

● Administration buildings

● Specialized learning centers

● Career and technical education centers

● Aquatic centers



Lewisville High School

Campus Profile

SCHOOL HOURS ONLINE

8:20 a.m. to 3:35 p.m. **GRADES** 11th and 12th
lisd.net/lhs | facebook.com/lewisvillehs | twitter.com/lewisvillehs

STUDENT INFORMATION

2,097 Students
94.6% Average daily attendance

STAFF INFORMATION

181 Total staff members
12 Average number of years teaching experience
8.3 Average number of years teaching in LISD schools

PROFESSIONAL LEARNING

Total number of hours the staff spent developing their job skills last year

12,985

63.6

Average professional learning hours per Lewisville ISD staff member



OBSERVATION

782

Number of administrator visits to observe class instruction

112 Average number of classroom visits per administrator

At Lewisville High School, we:

- Provide opportunities inside and outside the classroom
 - Facilitate collaboration between students and adults
 - Help students stretch beyond their comfort zone to take risks in their learning, socialize safely, see value in a struggle or failure, set and reset goals and have a plan for their future
 - Take things seriously that need to be serious and have fun with the things that are fun
 - Have rules and regulations, but there will always be time to talk, discuss and address concerns and find common ground on issues that arise
- Above all, we provide a top-level education so students can compete with any young adult in the world. Fighting Farmers will be prepared for a productive life in a future they create. Lewisville High School is built on tradition, united in spirit and driven by pride.

COLLEGE READINESS

Average combined scores for 2020 college entrance exams

1000 SAT
20.0 ACT

Enrolled in AP, Pre-AP or dual credit courses **38%**

GRADUATION RATE

Percent of graduates from the class of 2020

92.6%



Percent of students whose test scores indicate they are college and career ready.



SAT Reading/Writing
59%



SAT Math
35%



ACT English Comp
52%



ACT Algebra
33%



ACT Social Science
40%



ACT Biology
27%



PSAT/NMSQT
Reading/Writing
64.8%



PSAT/NMSQT
Math
29.2%

CLUBS

Clubs provide opportunities for students to engage in learning of their choice beyond the classroom.

Some of our clubs include Student Council, President's Club, Interact Club, Circle of Friends, Junior World Affairs Council, German Club, Junior Class Council, Art Club, Latino Club, Chin Club, Mu Alpha Theta, Fashion Club, and Spanish Club.



What do our parents think?

In April 2021, parents were surveyed about the campus their child attends. Values represent the percentage of respondents who agree. Based on 110 responses.

Are satisfied overall	95.5%
The school staff cares	96.4%
Students know how to get help	93.6%
I know about my child's grades	96.4%
School is safe	95.5%
Students are happy	90.0%
Staff is encouraging	94.5%
Students who fall behind can get help	94.5%
School work is important	84.5%
Students feel welcomed	95.5%
School communicates effectively	94.5%
The staff is approachable	92.7%
They value culture and individual needs	90.0%

ARTS AND ATHLETICS



30%

Participation in athletics or physical education

42%

Participation in fine arts such as band or theater

PROGRAMS

Our campus offers unique programs to help our students become better learners, leaders, and friends.

- Real Estate Program
- Dual Credit
- Firefighter Program
- INCubatoredu Marketing Program
- Farmers Harvest News
- AVID
- NJROTC
- Character Strong
- Block Lunch
- Fine Arts

AWARDS AND RECOGNITIONS

- One-Act Play State Champion
- State and National Champion Cheer Program
- District Teacher of the Year
- Softball State Champions
- National Council of English Teachers of Excellence
- Student Cohort Strategic Design Winner
- Numerous Speech and Debate State and National Winners

What do our students think?

In April 2021, seniors were asked about their experiences in the district, future readiness and post-graduation plans.



Attend college	84.7%
Join the military or attend a service academy	4.7%
Work full time	25.6%
Attend technical or trade school	5.3%
Attain industry certification	2.1%
Other	4.0%
Well-prepared for the future	79.3%
Satisfied with their LISD education	90.2%

LEWISVILLE HIGH SCHOOL

Home of the Farmers, Lewisville, Texas

Jim Baker, Principal



Lewisville High School Harmon Campus Profile

SCHOOL HOURS ONLINE

8:20 a.m. to 3:35 p.m. **GRADES** 9th and 10th grades
lisd.net/lhsharmon | facebook.com/lhsharmon | twitter.com/lhsharmon

STUDENT INFORMATION

1,245 Students
94.6% Average daily attendance

STAFF INFORMATION

96.09 Total staff members
12.8 Average number of years teaching experience
8.5 Average number of years teaching in LISD schools

PROFESSIONAL LEARNING

Total number of hours the staff spent developing their job skills last year

7,128

61.4

Average professional learning hours per Lewisville ISD staff member



OBSERVATION

430 Number of administrator visits to observe class instruction

108 Average number of classroom visits per administrator

Our commitment

At Lewisville High School - Harmon Campus, we are committed to ensuring every student has the academic, emotional, and social skills they need to be successful in school and in life. Our core values are focused around building relationships, maintaining integrity, leading with service, and exceeding expectations!

Our commitment is to offer and create the best high school experience for all of our students. By providing meaningful learning opportunities at LHS Harmon, our students are encouraged to use their voice, minds, and abilities to design a productive life in the future they help to create.

COLLEGE READINESS

Average combined scores for 2020 college entrance exams

1000 SAT | **20.0** ACT

Enrolled in AP, Pre-AP or dual credit courses **56%**

GRADUATION RATE

Percent of graduates from the class of 2020

92.6%



Percent of students whose test scores indicate they are college and career ready.



SAT Reading/Writing
59%



SAT Math
35%



ACT English Comp
52%



ACT Algebra
33%



ACT Social Science
40%



ACT Biology
27%



PSAT/NMSQT
Reading/Writing
40.1%




PSAT/NMSQT
Math
22.2%

CLUBS

Clubs provide opportunities for students to engage in learning of their choice beyond the classroom.

Some of our clubs include Student Council, Art Club, Chin Club, Triple A, AVID, Spanish club, NHS, Journey to Dream, Reading/Book Club, Eastern World Culture, Women of Excellence, College and Career Exploration, French Club, Horticulture Club, Latin Dance Club, Kindness Club and Ping Pong Club.



What do our parents think?

In April 2021, parents were surveyed about the campus their child attends. Values represent the percentage of respondents who agree. Based on 100 responses.

Are satisfied overall	95.0%
The school staff cares	97.0%
Students know how to get help	95.0%
I know about my child's grades	96.0%
School is safe	88.0%
Students are happy	83.0%
Staff is encouraging	97.0%
Students who fall behind can get help	95.0%
School work is important	92.0%
Students feel welcomed	93.0%
School communicates effectively	93.0%
The staff is approachable	95.0%
They value culture and individual needs	90.0%

ARTS AND ATHLETICS



67%

Participation in athletics or physical education

46%

Participation in fine arts such as band or theater

PROGRAMS

Our campus offers unique programs to help our students become better learners, leaders, and friends.

Some of ours include Harmon Help After School Tutoring, Harmon Student Action Plan, Test Prep Camp, Kindness Ambassadors, AVID college preparation, Building Leadership Team (BLT), Multicultural Committee, Communities in Schools, National Honor Society, Student Council, Hosted HBCU College Fair, Annual Black History Month Program, Annual Chin Festival and Jumpstart.

What do our students think?

In April 2021, seniors were asked about their experiences in the district, future readiness and post-graduation plans.



Attend college	84.7%
Join the military or attend a service academy	4.7%
Work full time	25.6%
Attend technical or trade school	5.3%
Attain industry certification	2.1%
Other	4.0%
Well-prepared for the future	79.3%
Satisfied with their LISD education	90.2%

AWARDS AND RECOGNITIONS

- Art 1 and Art 2 Student of the Year
- State medals for two art students
- LISD Nurse of the Year
- 50 Years of Service in LISD teacher
- LISD Art Award Winners
- 300 Service Hours for Harmon Student Council
- LEF Grant Award Recipient
- Lewisville Chamber of Commerce Student of the Month, Teacher of the Month and School of the Month
- CREST Counseling Award
- MLK Art Contest
- The District Art Show
- Harmon art students participated in the Congressional Art Competition

LEWISVILLE HIGH SCHOOL HARMON CAMPUS

Home of the Farmers, Lewisville, Texas

Joi Carmill, Principal



Lewisville High School Killough

Campus Profile

SCHOOL HOURS ONLINE

8:20 a.m. to 3:35 p.m. **GRADES** 9th and 10th
lisd.net/lhskillough | facebook.com/lhskillough | twitter.com/lhskillough

STUDENT INFORMATION

1,015 Students
94.6% Average daily attendance

STAFF INFORMATION

85.52 Total staff members
11.4 Average number of years teaching experience
7.1 Average number of years teaching in LISD schools

PROFESSIONAL LEARNING

Total number of hours the staff spent developing their job skills last year

7,624

75.5

Average professional learning hours per Lewisville ISD staff member



OBSERVATION

489 Number of administrator visits to observe class instruction

163 Average number of classroom visits per administrator

What we believe

Students come first and are provided engaging educational experiences that will prepare them to be successful in the real world. Although risk-taking is a critical component of the learning process, we are committed to ensuring the mental, emotional and physical safety of children in order to prepare them for success with their post-secondary choices. By providing a safe avenue for making and correcting mistakes, students are encouraged to take risks while learning to be resilient. Students will have the opportunity to engage in real-world learning experiences through community partnerships, mentors, guest speakers and Block Lunch, as well as the use of project-based learning opportunities within the classroom.

COLLEGE READINESS

Average combined scores for 2020 college entrance exams

1000 SAT | **20.0** ACT

Enrolled in AP, Pre-AP or dual credit courses **57%**

GRADUATION RATE

Percent of graduates from the class of 2020

92.6%



Percent of students whose test scores indicate they are college and career ready.



SAT Reading/Writing **59%**



SAT Math **35%**



ACT English Comp **52%**



ACT Algebra **33%**



ACT Social Science **40%**



ACT Biology **27%**



PSAT/NMSQT Reading/Writing **45.8%**



PSAT/NMSQT Math **30.4%**

CLUBS

Clubs provide opportunities for students to learn beyond the classroom. Some of ours include Art, Chin, Circle of Friends, Computer, Dungeons and Dragons, ESL, Fashion, GSA, K-Pop, Latin Dance/Culture, Movie, Multicultural, Resource, School of Rock, Sports Talk, Technology, Theatre, Weight Lifting, Study Skills, Board Games, and Rotary Interactive.



What do our parents think?

In April 2021, parents were surveyed about the campus their child attends. Values represent the percentage of respondents who agree. Based on 98 responses.

Are satisfied overall	95.9%
The school staff cares	99.0%
Students know how to get help	94.9%
I know about my child's grades	95.9%
School is safe	94.9%
Students are happy	88.8%
Staff is encouraging	95.9%
Students who fall behind can get help	93.9%
School work is important	87.8%
Students feel welcomed	93.9%
School communicates effectively	93.9%
The staff is approachable	94.9%
They value culture and individual needs	87.8%

ARTS AND ATHLETICS



75%

Participation in athletics or physical education

56%

Participation in fine arts such as band or theater

PROGRAMS

Our campus offers unique programs to help our students become better learners, leaders, and friends. Some of ours are as follows:

- AVID college readiness program
- Response to Intervention (RTI)
- Campus Advisory Team
- Campus Focus Group
- Building Leadership Team (BLT)
- Student Council
- Block Lunch Committee
- Circle of Friends
- National Honor Society

AWARDS AND RECOGNITIONS

- CREST - Texas School Counselor Association
- District Teacher of the Year Finalists
- District Administration Finalists
- Communities in Schools Educator of the Year
- Communities in Schools Student of the Year
- Lewisville Education Foundation Grants
- ENERGY STAR certified school
- LISD Assistant Principal of the Year

What do our students think?

In April 2021, seniors were asked about their experiences in the district, future readiness and post-graduation plans.



Attend college	84.7%
Join the military or attend a service academy	4.7%
Work full time	25.6%
Attend technical or trade school	5.3%
Attain industry certification	2.1%
Other	4.0%
Well-prepared for the future	79.3%
Satisfied with their LISD education	90.2%

LEWISVILLE HIGH SCHOOL KILLOUGH CAMPUS

Home of the Farmers, Lewisville, Texas

Kyndra Tyler, Principal



DeLay Middle School

Campus Profile

SCHOOL HOURS ONLINE

8:55 a.m. to 4:10 p.m. **GRADES** 6th through 8th grade
lisd.net/delay | facebook.com/delayms | twitter.com/DelayMS

STUDENT INFORMATION

1002	Students
95.9%	Average daily attendance

STAFF INFORMATION

100.73	Total staff members
11.6	Average number of years teaching experience
8.3	Average number of years teaching in LISD schools

PROFESSIONAL LEARNING

Total number of hours the staff spent developing their job skills last year

7,751

65.1

Average professional learning hours per Lewisville ISD staff member

OBSERVATION

Number of administrator visits to observe class instruction

277

69 Average number of classroom visits per administrator

At DeLay Middle School, we believe:

- Every child can learn and achieve at a high level
- In empowering great leaders to inspire the next generation
- Students deserve to learn in a positive school climate
- Students should have learning experiences that translate to the real world
- Being authentically engaged in meaningful work and being provided chances to take risks is critical to the learning process

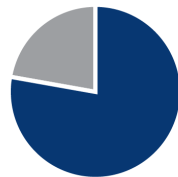
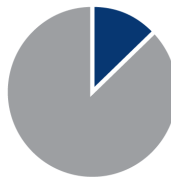
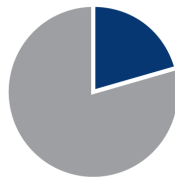
It is our mission to ensure that each child has the academic skills, emotional health, and social experiences they need to be successful in life. All students have real-world learning experiences through community partners, guest presenters and learning trips to see how their education applies to daily living. By providing these experiences in a nurturing, safe, and rigorous environment, DeLay Middle School students are prepared for the quality future that *they* create.



ACADEMIC PERFORMANCE

PSAT SCORES AND ADVANCED COURSES

Percent of students whose PSAT test scores indicate they are college and career ready. Percent of student population who are enrolled in at least one advanced course.



CLUBS

Clubs allow students to learn beyond the classroom. Some of ours include Heart and Sole, Science Club, Youth Empowerment and Service Club, Stomp Club, Dance Team, Art Club, Girls Kindness Club, X-Club, Circle of Friends, Photography Club, Game Club, and 24-HR World Tour Team.

COMMON SENSE SCHOOL

Earning the Common Sense School badge is a symbol of our school's dedication and commitment to helping students think critically and use technology responsibly to learn, create, and participate.



PROGRAMS

Our campus offers unique programs to help our students grow. Some of our programs include Athletics and Fine Arts, Communities in Schools Mentors, Lewisville High School Mentors, Student Council, National Junior Honor Society, Teen Leadership, Character Strong, Avid, and Ace.

ARTS AND ATHLETICS



100%

Participation in athletics or physical education

81%

Participation in fine arts such as music and art



What do our parents think?

In April 2021, parents were surveyed about the campus their child attends. Values represent the percentage of respondents who agree. Based on 80 responses.

Are satisfied overall	91.3%
The school staff cares	96.3%
Students know how to get help	93.8%
I know about my child's grades	96.2%
School is safe	90.0%
Students are happy	97.5%
Staff is encouraging	96.2%
Students who fall behind can get help	97.5%
School work is important	94.9%
Students feel welcomed	95.0%
School communicates effectively	97.5%
The staff is approachable	95.0%
They value culture and individual needs	91.3%

AWARDS AND RECOGNITIONS

- Texas Association of Student Councils - Outstanding Student Council
- ENERGY STAR certified school
- Lewisville Chamber of Commerce Teacher of the Month
- Lewisville Chamber of Commerce Student of the Month

DELA Y MIDDLE SCHOOL

Home of the Harvesters
Lewisville, Texas

Charde Dockery, Principal



Durham Middle School

Campus Profile

SCHOOL HOURS ONLINE

8:55 a.m. to 4:10 p.m. **GRADES** 6th through 8th grade
lisd.net/durham | facebook.com/durhamms | twitter.com/DurhamMS

STUDENT INFORMATION

739	Students
95.4%	Average daily attendance

STAFF INFORMATION

83.78	Total staff members
10.5	Average number of years teaching experience
5.5	Average number of years teaching in LISD schools

PROFESSIONAL LEARNING

Total number of hours the staff spent developing their job skills last year

6,115



Average professional learning hours per Lewisville ISD staff member

291

OBSERVATION

Number of administrator visits to observe class instruction

73 Average number of classroom visits per administrator

Our commitment

At Durham Middle School, we strive to build a student's school experience around the five pillars of Durham P.R.I.D.E.:

- Prepare - We will prepare each student for their future success
- Respect - Students will respect themselves and others in a positive culture
- Integrity - We will seek to foster integrity and honesty
- Determine - Each student will determine to be successful
- Engage - We will engage our students to enhance the learning environment.

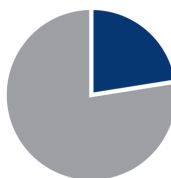
At Durham Middle School, we want each learner to feel P.R.I.D.E. about who they are and where they are to be part of a long maroon line of success.



ACADEMIC PERFORMANCE

PSAT SCORES AND ADVANCED COURSES

Percent of students whose PSAT test scores indicate they are college and career ready. Percent of student population who are enrolled in at least one advanced course.



CLUBS

Clubs provide opportunities for students to engage in learning of their choice beyond the classroom.

Some of our clubs include Chess Club, Science Club, AVID, Stand for Colors, Ultimate Frisbee Club, Circle of Friends, UIL Academics, Art Club, Student Council, and Cheerleading.

COMMON SENSE SCHOOL



Earning the Common Sense School badge is a symbol of our school's dedication and commitment to helping students think critically and use technology responsibly to learn, create, and participate.



PROGRAMS

Our campus offers unique programs to help our students become better learners, leaders, and friends. Some of ours include Theater, Cheerleading, Family and Consumer Science, Robotics, AVID, Men of Distinction Program, and Lunch with a Leader.



ARTS AND ATHLETICS



97%

Participation in athletics or physical education

79%

Participation in fine arts such as music and art



What do our parents think?

In April 2021, parents were surveyed about the campus their child attends. Values represent the percentage of respondents who agree. Based on 252 responses.

Are satisfied overall	91.3%
The school staff cares	95.6%
Students know how to get help	92.1%
I know about my child's grades	93.3%
School is safe	91.7%
Students are happy	90.1%
Staff is encouraging	93.3%
Students who fall behind can get help	90.9%
School work is important	87.7%
Students feel welcomed	93.7%
School communicates effectively	91.7%
The staff is approachable	94.4%
They value culture and individual needs	88.9%

AWARDS AND RECOGNITIONS

- Lewisville Area Chamber of Commerce September 2017 School of the Month
- ENERGY STAR certified school
- Highly Certified AVID site
- No Excuses University Campus

DURHAM MIDDLE SCHOOL

Home of the Dragons
Lewisville, Texas

Gary Holt, Principal





Hedrick Middle School

STEM Campus Profile

SCHOOL HOURS ONLINE

8:55 a.m. to 4:10 p.m. **GRADES** 6th through 8th grade
lisd.net/hedrick | facebook.com/hedrickms | twitter.com/Hedrick_MS

STUDENT INFORMATION

638 Students
96.7% Average daily attendance

STAFF INFORMATION

72.01 Total staff members
10.1 Average number of years teaching experience
7.7 Average number of years teaching in LISD schools

PROFESSIONAL LEARNING

Total number of hours the staff spent developing their job skills last year

5,739

66.7

Average professional learning hours per Lewisville ISD staff member

252

OBSERVATION

Number of administrator visits to observe class instruction

84 Average number of classroom visits per administrator

Welcome to the home of the Hedrick Wranglers!

We are so excited for this school year! We look forward to inviting our community to visit this beautiful new campus and to celebrate the opening with an official ribbon cutting ceremony.

Hedrick is one of four LISD middle schools chosen to be a STEM Academy. The STEM Academy offers a hands-on, collaborative learning environment dedicated to teaching students science, technology, engineering and math. By incorporating the design principles of engineering in all subject areas, we will be preparing our students for the workforce of the future.

HMS continues to offer a wide variety of academic classes including Honors, Gifted and Talented, Special Education, and high school credit classes. Advanced Placement Spanish enables our students to earn college credit for foreign language. You will also find robust Fine Arts and competitive Athletic programs for students to enjoy at Hedrick Middle School.

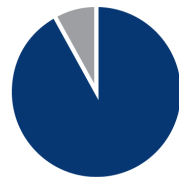
Our partnership with Community in Schools has created a new opportunity for our students this year with the addition of their ACE Program, providing a safe and enriching place for students each day before and after school.



ACADEMIC PERFORMANCE

PSAT SCORES AND ADVANCED COURSES

Percent of students whose PSAT test scores indicate they are college and career ready. Percent of student population who are enrolled in at least one advanced course.



CLUBS

Clubs provide opportunities for students to engage in learning of their choice beyond the classroom. Clubs at Hedrick are led by teachers sharing their skills/talents with students incorporated into the school day. Some of the clubs available are Robotics, Ukulele, Engineering, Kindness, Black History, Jazz Club, Cultural Awareness, Circle of Friends, Karaoke, and Quilting.

COMMON SENSE SCHOOL

Earning the Common Sense School badge is a symbol of our school's dedication and commitment to helping students think critically and use technology responsibly to learn, create, and participate.



PROGRAMS

Our campus offers unique programs to help our students become better learners, leaders, and friends. Some of these programs are Community in Schools, ACE Program, AVID, NJHS, Cheerleading, Student Leadership, and Advanced Spanish Language and Culture.

ARTS AND ATHLETICS



100%

Participation in athletics or physical education

100%

Participation in fine arts such as music and art

AWARDS AND RECOGNITIONS

- LISD STEM Academy distinction
- First Place Academic UIL for five consecutive years
- Varsity Girls Choir UIL Sweepstakes
- Varsity Boys Choir UIL Superior
- Symphonic Orchestra UIL Sweepstakes
- Orchestra Solo/Ensemble First Division ratings
- Symphonic Band Superior Ratings
- District Champions, 7th and 8th grade soccer teams

SCHOOL CREED

I am a Wrangler
I am positive
I am respectful and kind
I am responsible for my own actions
I am not afraid to fail
I will succeed, BECAUSE
I AM A WRANGLER



What do our parents think?

In April 2021, parents were surveyed about the campus their child attends. Values represent the percentage of respondents who agree. Based on 258 responses.

Are satisfied overall	98.8%
The school staff cares	97.3%
Students know how to get help	94.6%
I know about my child's grades	96.9%
School is safe	97.3%
Students are happy	96.5%
Staff is encouraging	97.3%
Students who fall behind can get help	96.5%
School work is important	98.0%
Students feel welcomed	99.2%
School communicates effectively	97.3%
The staff is approachable	95.7%
They value culture and individual needs	95.7%

HEDRICK MIDDLE SCHOOL

Home of the Wranglers
Lewisville, Texas

Linda Cragin, Principal



Huffines Middle School

Campus Profile

SCHOOL HOURS ONLINE

8:55 a.m. to 4:10 p.m. **GRADES** 6th through 8th grade
lisd.net/huffines | facebook.com/huffinesms | twitter.com/HuffinesMS

STUDENT INFORMATION

797 Students
96.6% Average daily attendance

STAFF INFORMATION

80.37 Total staff members
9.6 Average number of years teaching experience
7 Average number of years teaching in LISD schools

PROFESSIONAL LEARNING

Total number of hours the staff spent developing their job skills last year

6,305

63.7

Average professional learning hours per Lewisville ISD staff member

371

OBSERVATION

Number of administrator visits to observe class instruction

93 Average number of classroom visits per administrator

The Huffines commitment

At Huffines Middle School, our students are productive, independent thinkers in a dynamic, global society. We partner with our community to foster authentic learning, infused with technology to cultivate independent thought. Huffines also provides students the opportunity to engage in real-world learning experiences through our fine arts programs, athletic programs, before and after-school programs such as GOAL, student council and National Junior Honor Society. Our students also give back to the community through the many philanthropic activities such as planting trees for our Lewisville parks, sewing pillowcases for a community in Chile and raising money to donate shoes to the LISD Dress to Learn closet.



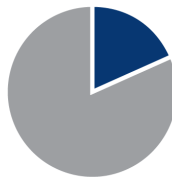
ACADEMIC PERFORMANCE

PSAT SCORES AND ADVANCED COURSES

Percent of students whose PSAT test scores indicate they are college and career ready. Percent of student population who are enrolled in at least one advanced course.



PSAT Reading **39.7%**



PSAT Math **18.6%**



Pre AP/AP enrolled **59%**

CLUBS

Clubs provide opportunities for students to engage in learning of their choice beyond the classroom.

Some of our clubs include NJHS, Student Council, Circle of Friends, Academic UIL, Chess, Fellowship of Christian Athletes, and Robotics.

COMMON SENSE SCHOOL

Earning the Common Sense School badge is a symbol of our school's dedication and commitment to helping students think critically and use technology responsibly to learn, create, and participate.



PROGRAMS

Our campus offers unique programs to help our students become better learners, leaders, and friends. Some of ours include AVID, UIL Academics, AP Spanish, Fine Arts Programs, Cheerleading, Yearbook, Husky Help, High School Mentors, ESL, LEAP, GT Science, and MTA.

ARTS AND ATHLETICS



100%

Participation in athletics or physical education

82%

Participation in fine arts such as music and art

AWARDS AND RECOGNITIONS

- Texas PTA Secondary Teacher of the Year 2019
- Lewisville Chamber Educator of the Year Finalist
- 2021 UIL Sweepstakes winning Band, Orchestra and Choir
- FC Dallas Teacher of the Month 2018
- Lewisville Chamber Teacher of the Month
- Lewisville Chamber School of the Month
- Art Students receive Superior rating at the annual Jr. VASE
- LISD First-Year Teacher of the Year 2017
- ENERGY STAR certified school
- National PTA School of Excellence



What do our parents think?

In April 2021, parents were surveyed about the campus their child attends. Values represent the percentage of respondents who agree. Based on 111 responses.

Are satisfied overall	93.7%
The school staff cares	98.2%
Students know how to get help	91.0%
I know about my child's grades	97.3%
School is safe	94.6%
Students are happy	90.1%
Staff is encouraging	95.5%
Students who fall behind can get help	96.4%
School work is important	92.8%
Students feel welcomed	87.4%
School communicates effectively	93.7%
The staff is approachable	95.5%
They value culture and individual needs	94.6%

**HUFFINES
MIDDLE SCHOOL**
Home of the Huskies
Lewisville, Texas

Stephanie Gore, Principal



Central Elementary School

Campus Profile

SCHOOL HOURS ONLINE

7:45 a.m. to 3 p.m. **GRADES** Pre-K through 5th grade
lisd.net/central | facebook.com/centraelem | twitter.com/Central_ES

STUDENT INFORMATION

539 Students
97.1% Average daily attendance

STAFF INFORMATION

74.58 Total staff members
10.8 Average number of years teaching experience
6.5 Average number of years teaching in LISD schools

PROFESSIONAL LEARNING

Total number of hours the staff spent developing their job skills last year

6,949

84.7

Average professional learning hours per Lewisville ISD staff member



OBSERVATION

251

Number of administrator visits to observe class instruction

84 Average number of classroom visits per administrator

At Central Elementary, we believe:

- All students can learn
- Students should be provided with engaging, real-world learning experiences
- Students are continually challenged through risk-taking and varied opportunities
- Students are provided a learning environment that is safe and supportive in order to be successful

We are committed to challenge all students and support academic achievement in a safe environment, empowering students to become successful, lifelong learners and productive citizens. Our goal at Central Elementary is to provide rich learning experiences for all students so they are prepared to thrive in the 21st Century and beyond. Working hard, every day, is the Cowboy way!

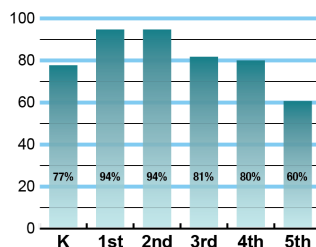
Central Pledge: Today, I will do more than I have to do. I will treat others as I want to be treated and I will become a better person.

Promesa de la Central: Hoy, haré todo lo que esté a mi alcance. Yo trataré a otros como quiero ser tratado y me convertiré en una mejor persona.

ACADEMIC PERFORMANCE

Istation by grade level

Lewisville ISD monitors students' reading progress through the Istation computer program. Teachers can quickly assess which students need help. This chart shows the percent of students reading on grade level or showing six months growth at the end of the school year.



CLUBS

Clubs provide opportunities for students to engage in learning of their choice beyond the classroom.

Some of our clubs include Art Club, Early Act, Sports Club, Science Club, Robotics, Computer Science, Music, Choir, Dance, and Soccer Club.

COMMON SENSE SCHOOL



Earning the Common Sense School badge is a symbol of our school's dedication and commitment to helping students think critically and use technology responsibly to learn, create, and participate.

PROGRAMS

Our campus offers unique programs to help our students grow. Some of those include Dual Language, English as a Second Language, ACE, and Central Mobile Library, Communities in Schools, Kindness Ambassadors, Central House System encourages leadership, community and character traits.

ARTS AND ATHLETICS



99%

Participation in athletics or physical education

99%

Participation in fine arts such as music and art



What do our parents think?

In April 2021, parents were surveyed about the campus their child attends. Values represent the percentage of respondents who agree. Based on 165 responses.

Are satisfied overall	98.8%
The school staff cares	98.2%
Students know how to get help	99.4%
I know about my child's grades	99.4%
School is safe	98.2%
Students are happy	97.6%
Staff is encouraging	99.4%
Students who fall behind can get help	96.4%
School work is important	98.2%
Students feel welcomed	97.6%
School communicates effectively	97.0%
The staff is approachable	97.0%
They value culture and individual needs	97.6%

AWARDS AND RECOGNITIONS

- Lewisville Chamber of Commerce School of the Month
- LISD Counselor of the Year Finalist
- Featured in LISD website highlight stories

CENTRAL ELEMENTARY SCHOOL

Home of the Cowboys
Lewisville, Texas

Lea Devers, Principal



Central Elementary School

Perfil del plantel

HORARIO ESCOLAR EN LÍNEA

7:45 a.m. to 3 p.m. **GRADOS** Pre-K to 5o Grado
lisd.net/central | facebook.com/centralelem | twitter.com/Central_ES

INFORMACIÓN DEL ESTUDIANTE

539	Estudiantes
97.1%	Promedio de asistencia diaria

INFORMACIÓN DEL PERSONAL

74.58	Total de miembros del personal
10.8	Promedia de años de experiencia enseñando
6.5	Promedia de años de enseñanza en LISD

APRENDIZAJE PROFESIONAL

Total de horas que el personal dedicó a desarrollar sus habilidades el año pasado

6,949



Average professional learning hours per Lewisville ISD staff member



OBSERVATION

251 Número de administrador visitas para observar clase instrucción

84 Número promedio de visitas al salón por administrador

En Central Elementary, creemos que:

- Todos los estudiantes pueden aprender.
- Se les debe proporcionar a los estudiantes experiencias de aprendizaje reales.
- Los estudiantes son continuamente desafiados a través de tomar riesgos y oportunidades variadas.
- A los estudiantes se les proporciona un ambiente de aprendizaje que es seguro y de apoyo para tener éxito.

Estamos comprometidos a desafiar a todos los estudiantes y apoyar el logro académico en un ambiente seguro, empoderando a los estudiantes a convertirse en exitosos, aprendices permanentes y ciudadanos productivos. Nuestra meta en Central Elementary es proveer experiencias de aprendizaje enriquecedoras para todos los estudiantes para que estén preparados para prosperar en el siglo 21 y más allá. ¡Trabajar duro cada día es la manera de los vaqueros!

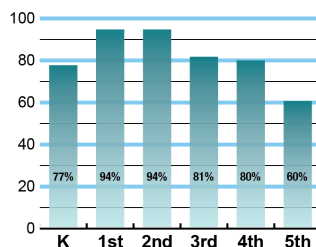
Promesa de Central: Hoy, haré todo lo que esté a mi alcance. Yo trataré a otros como quiero ser tratado y me convertiré en una mejor persona.

Central Pledge: Today, I will do more than I have to do. I will treat others as I want to be treated and I will become a better person.

DESEMPEÑO ACADÉMICO

Istation por nivel de grado

Lewisville ISD supervisa el progreso de lectura de los estudiantes a través del programa de computadora Istation. Los maestros pueden evaluar rápidamente cuáles estudiantes necesitan ayuda. Esta tabla muestra el por ciento de estudiantes leyendo a nivel de grado o que muestran seis meses de crecimiento al final del año.



CLUBES

Los clubes proveen oportunidades para que los estudiantes participen en el aprendizaje de su elección más allá del salón de clases. Algunos de nuestros clubes incluyen el Club de Arte, Early Act, Club de deportes, Club de Ciencias, Club de Robótica, Informática, Música, Coro, Danza, Club de fútbol.

ESCUELA DE COMMON SENSE

Obtener la insignia de Common Sense School es un símbolo de la dedicación y el compromiso de nuestra escuela para ayudar a los estudiantes a pensar de manera crítica y usar la tecnología de manera responsable para aprender, crear y participar.



PROGRAMAS

Nuestros planteles ofrecen programas únicos para ayudar a los estudiantes a ser mejores estudiantes, líderes y amigos. Algunos de nuestros programas incluyen Lenguaje Dual, Inglés como segundo idioma, ACE, Central Mobile Library.

ARTES Y ATLETISMO



99%

Participación en atletismo o educación física

99%

Participación en bellas artes como música y arte



¿Qué piensan nuestros padres?

En abril de 2021, los padres fueron encuestados sobre la escuela a la que asiste su hijo. Los valores representan el porcentaje de encuestados que están de acuerdo. Basado en 165 respuestas.

En general están satisfechos	98.8%
El personal de la escuela se preocupa	98.2%
Los estudiantes saben como obtener ayuda	99.4%
Sé sobre las calificaciones de mi hijo	99.4%
La escuela es segura	98.2%
Los estudiantes están felices	97.6%
El personal es alentador	99.4%
Los estudiantes que están atrás pueden obtener ayuda	96.4%
El trabajo escolar es importante	98.2%
Los estudiantes se sienten bienvenidos	97.6%
La escuela se comunica de manera efectiva	97.0%
El personal es accesible	97.0%
Ellos valoran la cultura y las necesidades individuales	97.6%

PREMIOS Y RECONOCIMIENTOS

- Escuela del mes de la Cámara de Comercio de Lewisville
- Finalista de Consejera del Año de LISD
- Presentados en varias historias destacadas del sitio web de LISD

CENTRAL ELEMENTARY SCHOOL

Hogar de los Vaqueros
Lewisville, Texas

Lea Devers, Director



Creekside Elementary School

Campus Profile

SCHOOL HOURS ONLINE

7:45 a.m. to 3 p.m. **GRADES** Kindergarten through 5th grade

lisd.net/creekside | facebook.com/creeksidecubs | twitter.com/CreeksideCubs

STUDENT INFORMATION

422 Students
96.8% Average daily attendance

STAFF INFORMATION

55.31 Total staff members
14.5 Average number of years teaching experience
10.3 Average number of years teaching in LISD schools

PROFESSIONAL LEARNING

Total number of hours the staff spent developing their job skills last year

3,828

70.9

Average professional learning hours per Lewisville ISD staff member

235

OBSERVATION

Number of administrator visits to observe class instruction

118 Average number of classroom visits per administrator

At Creekside Elementary, we believe that:

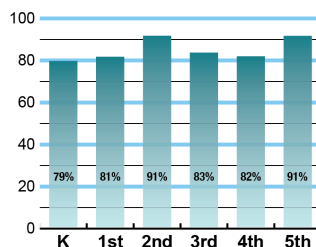
- Every child deserves to be educated in a way that prepares them for college if they choose
- Self-discipline is developed through the philosophy of love and logic
- Students should begin to set personal academic goals, track them, and achieve them
- Resilience is explicitly taught through our campus culture of failing forward, accepting all setbacks as opportunities
- Self-awareness and appreciation of others is fostered for all students
- Collaboration, determination and critical thinking are applied beyond the written curriculum through various clubs and community activities

Regardless of how the world or curriculum will change between today and when our students graduate, we believe these are the timeless skills that will make every Creekside Cub a success in the future they create.

ACADEMIC PERFORMANCE

Istation by grade level

Lewisville ISD monitors students' reading progress through the Istation computer program. Teachers can quickly assess which students need help. This chart shows the percent of students reading on grade level or showing six months growth at the end of the school year.



CLUBS

Students engage in learning of their choice beyond the classroom through clubs. Ours include Art Club, Choir, Honor Choir, Book Club, C.O.L.A. Club, Chess Club, Robotics, Media Team, Basketball Club, C.U.B.S. Club, Student Council, Boys-2-Men and Grow Girls.

COMMON SENSE SCHOOL



Earning the Common Sense School badge is a symbol of our school's dedication and commitment to helping students think critically and use technology responsibly to learn, create, and participate.

PROGRAMS

Our campus offers unique programs to help our students become better learners, leaders, and friends. Some of ours include Two-way Dual Language, Watch D.O.G.S., Safe & Civil Schools, Love & Logic, Adult ESL Classes, and Cub Academy.

ARTS AND ATHLETICS



100%

Participation in athletics or physical education

99%

Participation in fine arts such as music and art

AWARDS AND RECOGNITIONS

- Common Sense Media School
- Chamber of Commerce Teacher of the Month
- LEF Grant recipients
- ENERGY STAR certified school



What do our parents think?

In April 2021, parents were surveyed about the campus their child attends. Values represent the percentage of respondents who agree. Based on 90 responses.

Are satisfied overall	97.8%
The school staff cares	98.9%
Students know how to get help	97.8%
I know about my child's grades	98.9%
School is safe	96.7%
Students are happy	94.4%
Staff is encouraging	98.9%
Students who fall behind can get help	88.9%
School work is important	95.6%
Students feel welcomed	98.9%
School communicates effectively	97.8%
The staff is approachable	96.7%
They value culture and individual needs	94.4%

CREEKSIDE ELEMENTARY SCHOOL

Home of the Cubs
Lewisville, Texas

Rod McGinnis, Principal



Degan Elementary School

Campus Profile

SCHOOL HOURS ONLINE

7:45 a.m. to 3 p.m. **GRADES** Pre-K through 5th grade
lisd.net/degan | facebook.com/degan | twitter.com/DeganElementary

STUDENT INFORMATION

500 Students
97.2 Average daily attendance

STAFF INFORMATION

63.29 Total staff members
12.5 Average number of years teaching experience
8.7 Average number of years teaching in LISD schools

PROFESSIONAL LEARNING

Total number of hours the staff spent developing their job skills last year

5,790

78.2

Average professional learning hours per Lewisville ISD staff member



OBSERVATION

278 Number of administrator visits to observe class instruction

139 Average number of classroom visits per administrator

At Degan Elementary we believe:

- All students should be proficient or advanced in core academic areas so that they can design their future in a 21st-Century world
- Relationships are a priority and we should design learning experiences for our students and consider their social-emotional needs in addition to their experiences
- We must value everyone who walks through our doors and use their gifts and talents so each individual can improve every day as we grow as a learning organization
- Partnering with our families and communities is critical to providing the best quality education to our students

We are committed to instilling lifelong skills such as grit, growth mindset, collaboration, and communication to prepare our students to adapt to our fast-evolving world. We provide meaningful learning with relevant feedback to help our students know where they are and how they can consistently improve.

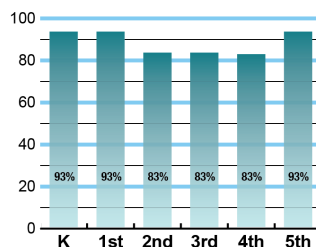
We want to ensure our students have the mindset to face their future with confidence and take risks to add value to our community and the world.

Follow us at [#WeAreDegan!](https://twitter.com/WeAreDegan)

ACADEMIC PERFORMANCE

Istation by grade level

Lewisville ISD monitors students' reading progress through the Istation computer program. Teachers can quickly assess which students need help. This chart shows the percent of students reading on grade level or showing six months growth at the end of the school year.



CLUBS

Students engage in learning of their choice beyond the classroom through clubs. Ours include Student Council, Breakfast Club, Choir, Robotics, Sports and Games Club, Break Out Club, Magic Club, Minute to Win It Club, Film Making Club, Walking Club, GeoCaching Club, Cheerleading Club, and Coding Club.

COMMON SENSE SCHOOL



Earning the Common Sense School badge is a symbol of our school's dedication and commitment to helping students think critically and use technology responsibly to learn, create, and participate.

PROGRAMS

Our campus offers unique programs to help our students become better learners, leaders, and friends.

Some of our programs include No Excuses University, Club Friday, and Eagle Shuffle.

ARTS AND ATHLETICS



100%

Participation in athletics or physical education

100%

Participation in fine arts such as music and art



What do our parents think?

In April 2021, parents were surveyed about the campus their child attends. Values represent the percentage of respondents who agree. Based on 70 responses.

Are satisfied overall	95.7%
The school staff cares	98.6%
Students know how to get help	97.1%
I know about my child's grades	95.7%
School is safe	97.1%
Students are happy	92.9%
Staff is encouraging	97.1%
Students who fall behind can get help	94.3%
School work is important	97.1%
Students feel welcomed	85.7%
School communicates effectively	90.0%
The staff is approachable	94.3%
They value culture and individual needs	94.3%

AWARDS AND RECOGNITIONS

- Excellence in Professional Learning
- Lewisville Area Chamber of Commerce Educator of the Year, School of the Month, Teacher of the Month and Student of the Month
- National Model Professional Learning Campus
- Enery Star Award
- National Distinguished Principal Finalist (top five in Texas)
- Texas Principal's Institute Transforming Learning School
- No Excuses University Campus
- PTA Early Bird Award
- PTA Snappy Increase Award
- PTA Comeback Head Start Award
- PTA Shining Star Award

DEGAN ELEMENTARY SCHOOL

Home of the Eagles
Lewisville, Texas

Dr. Andrea Smith, Principal



Lakeland Elementary School

Campus Profile

SCHOOL HOURS ONLINE

7:45 a.m. to 3 p.m. **GRADES** Kindergarten through 5th grade
lisd.net/lakeland | facebook.com/lakelandes | twitter.com/LakelandES

STUDENT INFORMATION

712	Students
97.0%	Average daily attendance

STAFF INFORMATION

82.49	Total staff members
11.0	Average number of years teaching experience
7	Average number of years teaching in LISD schools

PROFESSIONAL LEARNING

Total number of hours the staff spent developing their job skills last year

7,120

74.9

Average professional learning hours per Lewisville ISD staff member



OBSERVATION

Number of administrator visits to observe class instruction

350

117 Average number of classroom visits per administrator

At Lakeland Elementary, we believe:

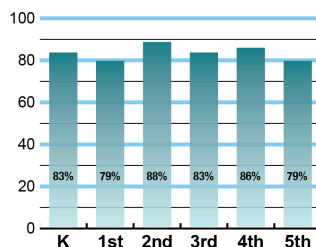
- Every child is unique and has the ability to learn and reach their goals
- Students are challenged daily in a supportive, encouraging and engaging learning environment
- Staff is committed to ensure each child has a positive school experience
- By working hard, we will make a difference

We are committed to providing a nurturing and safe learning environment that allows every student to thrive and grow to their maximum potential. All students at Lakeland Elementary are provided with the opportunity to engage in meaningful, real-world learning experiences that are tailored to meet their needs. By providing diverse-learning experiences, our students are able to collaborate, challenge and learn from one another. Students from Lakeland Elementary are prepared to contribute and succeed as responsible leaders in a global community.

ACADEMIC PERFORMANCE

Istation by grade level

Lewisville ISD monitors students' reading progress through the Istation computer program. Teachers can quickly assess which students need help. This chart shows the percent of students reading on grade level or showing six months growth at the end of the school year.



CLUBS

Clubs provide opportunities for students to engage in learning of their choice beyond the classroom.

Some of our Clubs include Choir, Student Council, Play 360 Athletic and Book Club.

COMMON SENSE SCHOOL

Earning the Common Sense School badge is a symbol of our school's dedication and commitment to helping students think critically and use technology responsibly to learn, create, and participate.



What do our parents think?

In April 2021, parents were surveyed about the campus their child attends. Values represent the percentage of respondents who agree. Based on 87 responses.

Are satisfied overall	90.8%
The school staff cares	96.6%
Students know how to get help	95.4%
I know about my child's grades	98.9%
School is safe	94.3%
Students are happy	95.4%
Staff is encouraging	98.9%
Students who fall behind can get help	95.4%
School work is important	95.4%
Students feel welcomed	95.4%
School communicates effectively	96.6%
The staff is approachable	96.6%
They value culture and individual needs	97.7%

PROGRAMS

Our programs include Communities in Schools, Dual Language, English as a Second Language Program, Breakfast in the Classroom Program, and Gifted and Talented Program. We also offer 21st Century Ace Student After School Program, Lunch with Leaders, Adult Mentoring, and High School Mentors.



ARTS AND ATHLETICS



99%

Participation in athletics or physical education

98%

Participation in fine arts such as music and art

AWARDS AND RECOGNITIONS

- 2020-2021 Lewisville Chamber of Commerce School, Staff and Student Recognition
- 2020-2021 CREST Counselors Award
- 2019-2020 Red Ribbon LISD Recognition
- 2019-2020 Parent University Recognition

LAKELAND ELEMENTARY SCHOOL

Home of the Roadrunners
Lewisville, Texas

Vanessa Asbun, Principal



Lewisville Elementary School

Campus Profile

SCHOOL HOURS ONLINE

7:45 a.m. to 3 p.m. **GRADES** Kindergarten through 5th grade

lisd.net/lewisville | facebook.com/lewisvillees | twitter.com/LewisvilleES

STUDENT INFORMATION

550	Students
96.1%	Average daily attendance

STAFF INFORMATION

81.46	Total staff members
12.0	Average number of years teaching experience
6.1	Average number of years teaching in LISD schools

PROFESSIONAL LEARNING

Total number of hours the staff spent developing their job skills last year

6,425

71.3
Average professional learning hours per Lewisville ISD staff member

566

OBSERVATION

Number of administrator visits to observe class instruction

142 Average number of classroom visits per administrator

At Lewisville Elementary, we believe:

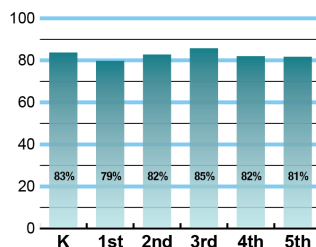
- Creating a learning environment that recognizes every student is uniquely capable of meeting academic standards and deserves to be challenged each day
- Effective and efficient steward of all resources with a solution-oriented mindset
- Creating a safe, positive, nurturing, and inclusive environment where college readiness is expected
- Actively communicate with community partners to develop and cultivate strong relationships, and build a bridge of understanding and mutual values

Lewisville Elementary strives to guarantee each child a college-ready education through high-quality, integrated-learning experiences. Students, staff, and community design and implement learning experiences for every student, without exceptions and excuses. Staff provides engaging and innovative experiences, effectively utilizing our resources every day. Learners today - Leaders tomorrow.

ACADEMIC PERFORMANCE

Istation by grade level

Lewisville ISD monitors students' reading progress through the Istation computer program. Teachers can quickly assess which students need help. This chart shows the percent of students reading on grade level or showing six months growth at the end of the school year.



CLUBS

At Lewisville Elementary, we believe in restorative practices. Our teachers lead Restorative Circles, 90 Second Sparks and 2 Minute Connections to build relationships with our students.

We offer several leadership opportunities for students to excel: Young Librarians and 5th Grade Kindergarten Mentors.

COMMON SENSE SCHOOL

Earning the Common Sense School badge is a symbol of our school's dedication and commitment to helping students think critically and use technology responsibly to learn, create, and participate.



PROGRAMS

Our campus offers unique programs to help our students become better learners, leaders, and friends.

Some of our programs include Dual Language, Safe and Civil Schools, Student Council, Reading Buddies, Pony Time Reading Intervention.

ARTS AND ATHLETICS



100%

Participation in athletics or physical education

100%

Participation in fine arts such as music and art

AWARDS AND RECOGNITIONS

- Kindness Certified School – 2019
- ENERGY STAR certified school
- No Excuses University Campus – 2017
- Digital Learning iStatement Award for school librarian
- Lewisville Chamber of Commerce School of the Month and Teacher of the Month
- LISD Culture Champion



What do our parents think?

In April 2021, parents were surveyed about the campus their child attends. Values represent the percentage of respondents who agree. Based on 69 responses.

Are satisfied overall	87.0%
The school staff cares	87.0%
Students know how to get help	91.3%
I know about my child's grades	92.8%
School is safe	89.9%
Students are happy	85.5%
Staff is encouraging	94.2%
Students who fall behind can get help	85.5%
School work is important	87.0%
Students feel welcomed	88.4%
School communicates effectively	84.1%
The staff is approachable	91.3%
They value culture and individual needs	92.8%

LEWISVILLE ELEMENTARY SCHOOL

Home of the Ponies
Lewisville, Texas

Lakshmi Valdes-Natividad, Principal



Mill Street Elementary School

Campus Profile

SCHOOL HOURS ONLINE

7:45 a.m. to 3 p.m. **GRADES** Pre-K through 5th grade
lisd.net/millstreet | facebook.com/millstreetes | twitter.com/millstreetes

STUDENT INFORMATION

568	Students
*	Average daily attendance

STAFF INFORMATION

64.23	Total staff members
9.7	Average number of years teaching experience
6.4	Average number of years teaching in LISD schools

PROFESSIONAL LEARNING

Total number of hours the staff spent developing their job skills last year

5,854

75.1

Average professional learning hours per Lewisville ISD staff member

295

OBSERVATION

Number of administrator visits to observe class instruction

98 Average number of classroom visits per administrator

What we believe at Mill Street Elementary

As a Mill Street family, we are committed to building relationships in a learning environment that celebrates diversity and ensures growth for all as we develop as leaders.

Our Creed

I am strong and courageous.
 I believe in myself.
 I am a leader.
 I am a Mill Street Mustang!

Our Motto

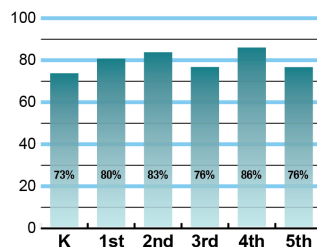
Blazing a Trail to Greatness!



ACADEMIC PERFORMANCE

Istation by grade level

Lewisville ISD monitors students' reading progress through the Istation computer program. Teachers can quickly assess which students need help. This chart shows the percent of students reading on grade level or showing six months growth at the end of the school year.



CLUBS

Students engage in learning of their choice beyond the classroom through clubs.

Some of our clubs include Student Council and Student Lighthouse.

COMMON SENSE SCHOOL



Earning the Common Sense School badge is a symbol of our school's dedication and commitment to helping students think critically and use technology responsibly to learn, create, and participate.

PROGRAMS

Our campus offers unique programs to help our students become better learners, leaders, and friends.

Some of ours include Leader in Me, Dual Language, Gifted and Talented, Communities in School, PTA, and schoolwide student leadership roles.

ARTS AND ATHLETICS



99%

Participation in athletics or physical education

99%

Participation in fine arts such as music and art



What do our parents think?

In April 2021, parents were surveyed about the campus their child attends. Values represent the percentage of respondents who agree. Based on 146 responses.

Are satisfied overall	98.6%
The school staff cares	99.3%
Students know how to get help	98.6%
I know about my child's grades	99.3%
School is safe	98.0%
Students are happy	96.6%
Staff is encouraging	99.3%
Students who fall behind can get help	99.3%
School work is important	99.3%
Students feel welcomed	98.0%
School communicates effectively	98.0%
The staff is approachable	98.6%
They value culture and individual needs	98.6%

AWARDS AND RECOGNITIONS

- Teacher of the Year Finalist 2020-2021, Diedre Tinker, STREAM Teacher
- Received \$5,000 from LEF for purchase of Spanish literacy books
- Received \$2,000 from LEF for purchase of Spanish books for the school library
- Monthly Career Day
- We are a Common Sense recognized school

**MILL STREET
ELEMENTARY SCHOOL**
Home of the Mustangs
Lewisville, Texas

Deborah Bailey, Principal



Parkway Elementary School

Campus Profile

SCHOOL HOURS ONLINE

7:45 a.m. to 3 p.m. **GRADES** Kindergarten through 5th grade
lisd.net/parkway | facebook.com/parkwayes | twitter.com/ParkwayES

STUDENT INFORMATION

556 Students
96.9% Average daily attendance

STAFF INFORMATION

64.49 Total staff members
13.5 Average number of years teaching experience
8.6 Average number of years teaching in LISD schools

PROFESSIONAL LEARNING

Total number of hours the staff spent developing their job skills last year

5,604

81.2

Average professional learning hours per Lewisville ISD staff member

263

OBSERVATION

Number of administrator visits to observe class instruction

88 Average number of classroom visits per administrator

Our motto: The road to success begins at Parkway!

Parkway Elementary fosters academic excellence for all students through a multi-tiered system of support that provides meaningful learning, engaging experiences and relevant resources. For each student, we offer opportunities for research-based intervention and student enrichment. At Parkway, we utilize a systematic approach with a focus on data-driven decision making to ensure all students meet and exceed the expectations of a 21st-Century learner.

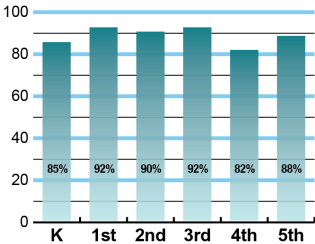
Our school creed: At Parkway, we dream big, believe in ourselves, and achieve great expectations! #parkwaypride



ACADEMIC PERFORMANCE

Istation by grade level

Lewisville ISD monitors students' reading progress through the Istation computer program. Teachers can quickly assess which students need help. This chart shows the percent of students reading on grade level or showing six months growth at the end of the school year.



CLUBS

Students engage in learning of their choice beyond the classroom through clubs. Ours include Technology Club, Lego Robotics Club, Leadership Club, Yoga Club, Circle of Friends, Math Club, Pep Rally Clubs, Sensory Items Creation Club, Music Listening Masters, Soccer Club, Crocheting Club, Reading Club, STEAM and MakerSpace.

COMMON SENSE SCHOOL

Earning the Common Sense School badge is a symbol of our school's dedication and commitment to helping students think critically and use technology responsibly to learn, create, and participate.



PROGRAMS

Our campus offers unique programs to help our students grow. Some of ours include Great Expectations, Panther Time, Multi-tier System of Support, Restorative Practices, Kindness Fill a Bucket Week, Red Ribbon Week, Panther Choir, 21-Day Challenge, Watch D.O.G.S., and Tutoring.

ARTS AND ATHLETICS



100%

Participation in athletics or physical education

100%

Participation in fine arts such as music and art

AWARDS AND RECOGNITIONS

- "Simply the Best" Award for Lewisville from Star Local Media
- Student 9-week Awards
- Teacher Spotlight Award
- Monthly Reading Goal Awards
- Perfect Attendance Awards
- Reader of the Month Awards
- GR 5 Thinking Caps Quiz Bowl Team, 2nd Place State of Texas, 5th Place Regional
- National PTA School of Excellence 2018-2020



What do our parents think?

In April 2021, parents were surveyed about the campus their child attends. Values represent the percentage of respondents who agree. Based on 60 responses.

Are satisfied overall	91.7%
The school staff cares	95.0%
Students know how to get help	96.7%
I know about my child's grades	90.0%
School is safe	98.3%
Students are happy	100%
Staff is encouraging	96.7%
Students who fall behind can get help	96.7%
School work is important	93.3%
Students feel welcomed	91.7%
School communicates effectively	93.3%
The staff is approachable	95.0%
They value culture and individual needs	93.3%

PARKWAY ELEMENTARY SCHOOL

Home of the Panthers
Lewisville, Texas

Valerie Parsons, Principal



Rockbrook Elementary School

Campus Profile

SCHOOL HOURS ONLINE

7:45 a.m. to 3 p.m. **GRADES** Pre-K through 5th grade
lisd.net/rockbrook | facebook.com/rockbrookes | twitter.com/RockbrookES

STUDENT INFORMATION

635 Students
95.8% Average daily attendance

STAFF INFORMATION

75.02 Total staff members
9.2 Average number of years teaching experience
5.2 Average number of years teaching in LISD schools

PROFESSIONAL LEARNING

Total number of hours the staff spent developing their job skills last year

6,639

82

Average professional learning hours per Lewisville ISD staff member

332

OBSERVATION

Number of administrator visits to observe class instruction

83 Average number of classroom visits per administrator

At Rockbrook Elementary:

We succeed with no limits because we believe in our students and value learning.

Every Rockbrook Bear is uniquely capable and deserves to be challenged each day. We provide every student the opportunity to be educated in a way that prepares them for college, careers and life. We believe that meaningful and positive relationships are the foundation of student success.

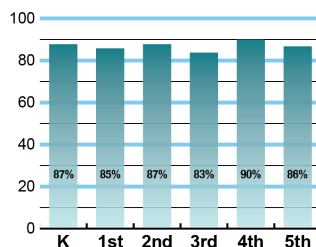
Our students engage in quality instruction that fosters high expectations and honors diversity. We believe in our students' ability to be bold leaders and face challenges with determination and resilience. We are passionate about our students' success and welfare. We work with the families and community to increase connectedness and collaboration for the betterment of our students.



ACADEMIC PERFORMANCE

Istation by grade level

Lewisville ISD monitors students' reading progress through the Istation computer program. Teachers can quickly assess which students need help. This chart shows the percent of students reading on grade level or showing six months growth at the end of the school year.



CLUBS

Clubs provide opportunities for students to engage in learning of their choice beyond the classroom.

Some of our clubs include After school IMPACT Club.

COMMON SENSE SCHOOL

Earning the Common Sense School badge is a symbol of our school's dedication and commitment to helping students think critically and use technology responsibly to learn, create, and participate.



PROGRAMS

Our campus offers unique programs to help our students become better learners, leaders, and friends. Ours include partnerships with Vista Ridge United Methodist Church, Denton County Links, Concerned Citizens and African American Parents.

ARTS AND ATHLETICS



100%

Participation in athletics or physical education

99%

Participation in fine arts such as music and art

AWARDS AND RECOGNITIONS

- Common Sense Media School
- CREST Counseling Award



What do our parents think?

In April 2021, parents were surveyed about the campus their child attends. Values represent the percentage of respondents who agree. Based on 85 responses.

Are satisfied overall	92.9%
The school staff cares	95.3%
Students know how to get help	91.8%
I know about my child's grades	91.8%
School is safe	91.8%
Students are happy	91.8%
Staff is encouraging	94.1%
Students who fall behind can get help	95.3%
School work is important	89.4%
Students feel welcomed	90.6%
School communicates effectively	91.8%
The staff is approachable	91.8%
They value culture and individual needs	90.6%

ROCKBROOK ELEMENTARY SCHOOL

Home of the Bears
Lewisville, Texas

Patrick Guy, Principal



Southridge Elementary School

Campus Profile

SCHOOL HOURS ONLINE

7:45 a.m. to 3 p.m. **GRADES** Kindergarten through 5th grade
lisd.net/southridge | facebook.com/southridgees | twitter.com/SouthridgeES

STUDENT INFORMATION

557 Students
95.7% Average daily attendance

STAFF INFORMATION

67.97 Total staff members
8.1 Average number of years teaching experience
5.2 Average number of years teaching in LISD schools

PROFESSIONAL LEARNING

Total number of hours the staff spent developing their job skills last year

5,317

70.9

Average professional learning hours per Lewisville ISD staff member

78

OBSERVATION

Number of administrator visits to observe class instruction

26 Average number of classroom visits per administrator

Our mission

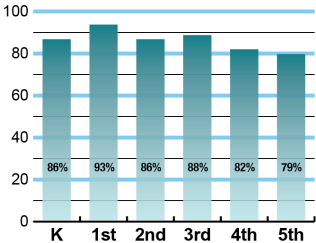
At Southridge Elementary, our scholars are engaged in meaningful, relevant, and diverse learning experiences every day. We encourage student voice and empower Southridge scholars to be global citizens who are uniquely capable of transforming their community as productive problem-solvers and life-long learners.



ACADEMIC PERFORMANCE

Istation by grade level

Lewisville ISD monitors students' reading progress through the Istation computer program. Teachers can quickly assess which students need help. This chart shows the percent of students reading on grade level or showing six months growth at the end of the school year.



CLUBS

Students engage in learning of their choice beyond the classroom through clubs. Ours include Chess Club, Sharps Choir, Circle of Friends, Book Club, Science Club, Rise Up! Girls, Magic Club, Recycling Club, Garden Club, STEM Club, and Running Club.

COMMON SENSE SCHOOL

Earning the Common Sense School badge is a symbol of our school's dedication and commitment to helping students think critically and use technology responsibly to learn, create, and participate.



PROGRAMS

Our campus offers unique programs to help our students grow. Some of our programs include Dual Language, Safe and Civil Schools, Restorative Practices, Character Counts, Dragon Readers, VCC Readers, and Reading Buddies.

ARTS AND ATHLETICS



100%

Participation in athletics or physical education

100%

Participation in fine arts such as music and art



What do our parents think?

In April 2021, parents were surveyed about the campus their child attends. Values represent the percentage of respondents who agree. Based on 84 responses.

Are satisfied overall	97.6%
The school staff cares	98.8%
Students know how to get help	98.8%
I know about my child's grades	92.9%
School is safe	97.6%
Students are happy	95.2%
Staff is encouraging	98.8%
Students who fall behind can get help	96.4%
School work is important	97.6%
Students feel welcomed	96.4%
School communicates effectively	95.2%
The staff is approachable	96.4%
They value culture and individual needs	95.2%

AWARDS AND RECOGNITIONS

- National PTA School of Excellence 2020-2022
- No Excuses University Campus
- Common Sense Media Campus
- Kindness Certified School 2021

SOUTHRIDGE ELEMENTARY SCHOOL

Home of the Rockets
Lewisville, Texas

Wyonna Ulman, Principal





Valley Ridge Elementary School

STEM Academy Campus Profile

SCHOOL HOURS ONLINE

7:45 a.m. to 3:25 p.m. **GRADES** Pre-K through 5th grade
lisd.net/valleyridge | facebook.com/valleyridgees | twitter.com/ValleyRidgeES

STUDENT INFORMATION

527 Students
96.5% Average daily attendance

STAFF INFORMATION

55.82 Total staff members
13.5 Average number of years teaching experience
10.1 Average number of years teaching in LISD schools

PROFESSIONAL LEARNING

Total number of hours the staff spent developing their job skills last year

4,752

73.1

Average professional learning hours per Lewisville ISD staff member

257

OBSERVATION

Number of administrator visits to observe class instruction

129 Average number of classroom visits per administrator

Our Mission at Valley Ridge Elementary

Our mission is to provide a safe, fun and nurturing foundation, and plant the seeds of lifelong learning to develop and empower the next generation of leaders.

Our Core Beliefs:

- We create and provide a safe and loving environment
- Each individual who enters our school doors feels recognized and valued
- School is a happy place where we have fun together
- Risk-taking is a vital part of the learning process

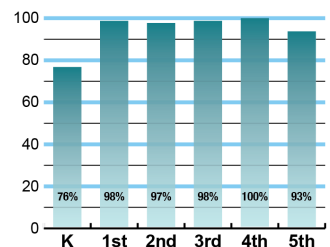
Our motto, planting seeds now for future growth, summarizes our mission and beliefs. Every student has strengths and potential to be a leader in their learning and life. Through teaching students to first be leaders of themselves so that they can then inspire leadership in others around them, we create an environment where students discover their own strengths and leadership potential.



ACADEMIC PERFORMANCE

Istation by grade level

Lewisville ISD monitors students' reading progress through the Istation computer program. Teachers can quickly assess which students need help. This chart shows the percent of students reading on grade level or showing six months growth at the end of the school year.



CLUBS

Students learn beyond the classroom through clubs. Ours include Legends Choir, Jammin' Jags Choir, STEM Bins, Board Games, Cardboard Creations, Soccer, Creative Cats, Lego Challenge, Storytime Creations, Circle of Friends, Yearbook, Student Council, Funning with Functional Fitness, Acts of Random Kindness, Coding, Checkers, and Creative Collaboration.

COMMON SENSE SCHOOL

Earning the Common Sense School badge is a symbol of our school's dedication and commitment to helping students think critically and use technology responsibly to learn, create, and participate.



PROGRAMS

Our unique programs help our students grow. These include STEM Academy (K-3), The Leader in Me, Discovery Academy full-day tuition Pre-K, School-wide Leadership Roles, Leader Buddies, STEM/Computer Science Specials, Daily Class Habit Huddles, Watch D.O.G.S., and Boys2Men Mentoring.

ARTS AND ATHLETICS



100%

Participation in athletics or physical education

100%

Participation in fine arts such as music and art



What do our parents think?

In April 2021, parents were surveyed about the campus their child attends. Values represent the percentage of respondents who agree. Based on 129 responses.

Are satisfied overall	93.8%
The school staff cares	96.9%
Students know how to get help	94.6%
I know about my child's grades	93.8%
School is safe	96.1%
Students are happy	95.3%
Staff is encouraging	97.7%
Students who fall behind can get help	93.0%
School work is important	93.0%
Students feel welcomed	91.5%
School communicates effectively	92.2%
The staff is approachable	92.2%
They value culture and individual needs	94.6%

AWARDS AND RECOGNITIONS

- Common Sense Digital Learning and Citizenship School Award
- CREST Counseling Excellence Award
- NISE Nationally Certified STEM school
- The Leader in Me certified school and Symposium Site Visit
- ENERGY STAR certified school

VALLEY RIDGE ELEMENTARY SCHOOL

Home of the Jaguars
Lewisville, Texas

Lindsey Girlinghouse, Principal



Marjory Vickery Elementary School

Campus Profile

SCHOOL HOURS ONLINE

7:45 a.m. to 3 p.m. **GRADES** Kindergarten through 5th grade
lisd.net/vickery | facebook.com/vickeryes | twitter.com/VickeryES

STUDENT INFORMATION

677	Students
97.1%	Average daily attendance

STAFF INFORMATION

74.26	Total staff members
11.1	Average number of years teaching experience
7.6	Average number of years teaching in LISD schools

PROFESSIONAL LEARNING

Total number of hours the staff spent developing their job skills last year

6,580

79.3

Average professional learning hours per Lewisville ISD staff member

365

OBSERVATION

Number of administrator visits to observe class instruction

122 Average number of classroom visits per administrator

At Vickery Elementary, we believe that:

- Education must address cognitive, physical, cultural, social and emotional needs of students
- All students are capable of learning
- Education is a lifelong process

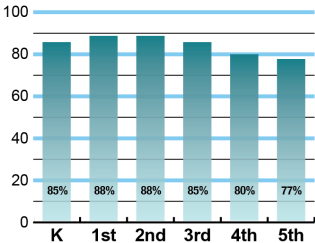
Vickery Elementary, in partnership with home and community, will promote a safe, positive, and nurturing environment that is focused on providing a journey leading to academic excellence and success in an ever-changing world. All individuals will be encouraged to take risks and embrace diversity, while developing integrity and school pride.



ACADEMIC PERFORMANCE

Istation by grade level

Lewisville ISD monitors students' reading progress through the Istation computer program. Teachers can quickly assess which students need help. This chart shows the percent of students reading on grade level or showing six months growth at the end of the school year.



CLUBS

Students engage in learning of their choice beyond the classroom through clubs.

Some of our clubs include Safety Patrol, Fishing, Running, Gardening, and Student Council.

COMMON SENSE SCHOOL



Earning the Common Sense School badge is a symbol of our school's dedication and commitment to helping students think critically and use technology responsibly to learn, create, and participate.

PROGRAMS

Our campus offers unique programs to help our students become better learners, leaders, and friends.

Some of our programs include Dual Language, and Restorative Practices.

ARTS AND ATHLETICS



100%

Participation in athletics or physical education

100%

Participation in fine arts such as music and art

AWARDS AND RECOGNITIONS

- Common Sense Certified School
- CREST Counseling Excellence
- LEF Grants



What do our parents think?

In April 2021, parents were surveyed about the campus their child attends. Values represent the percentage of respondents who agree. Based on 88 responses.

Are satisfied overall	94.3%
The school staff cares	96.6%
Students know how to get help	90.9%
I know about my child's grades	89.8%
School is safe	96.6%
Students are happy	98.9%
Staff is encouraging	100.0%
Students who fall behind can get help	94.3%
School work is important	96.6%
Students feel welcomed	93.2%
School communicates effectively	92.0%
The staff is approachable	96.6%
They value culture and individual needs	93.2%

VICKERY ELEMENTARY SCHOOL

Home of the Voyagers
Flower Mound, Texas

Adam Gray, Principal



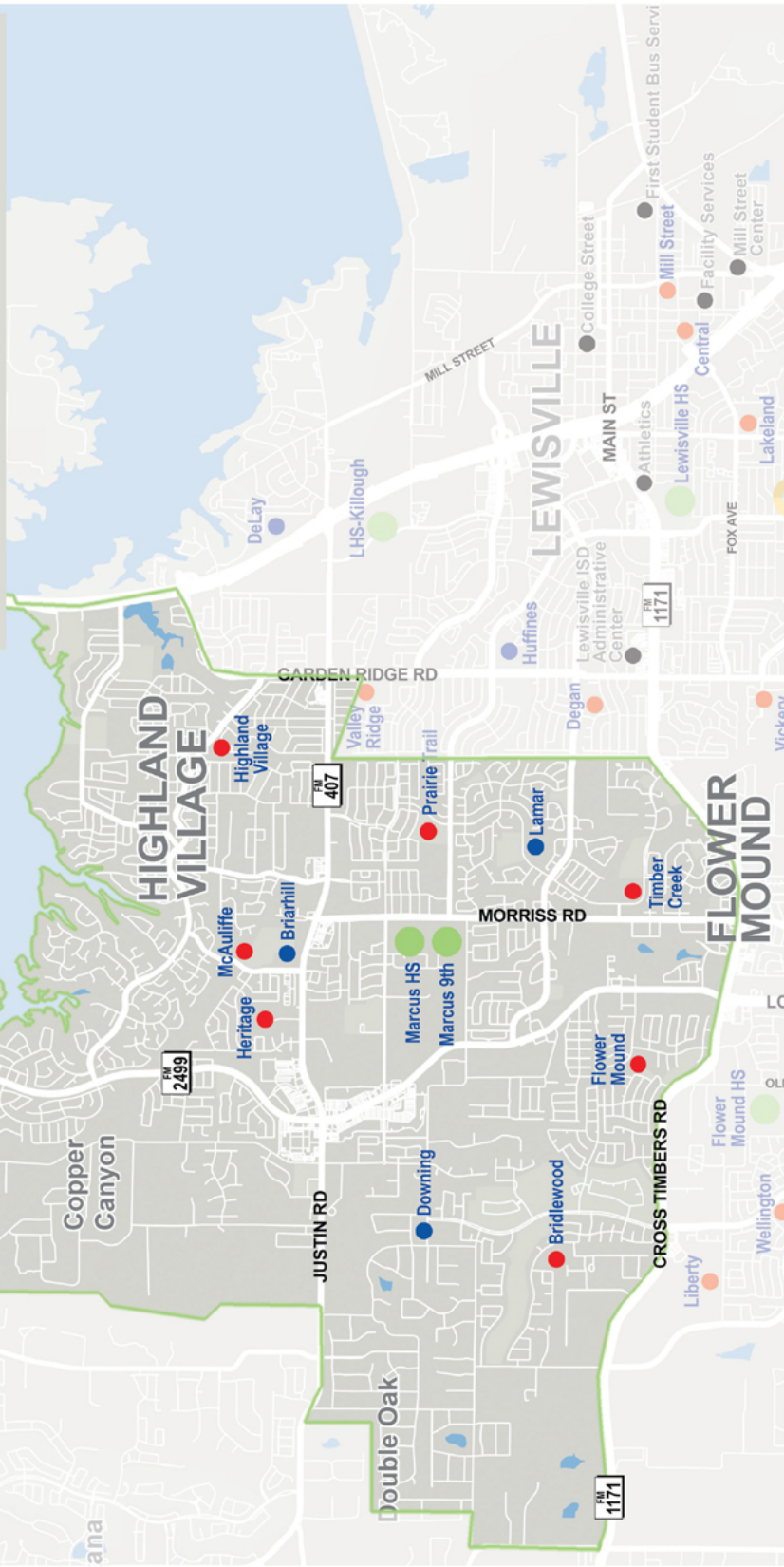
MARCUS HIGH SCHOOL



HOME OF THE MARAUDERS

MAP SYMBOLS

- Elementary schools
- Middle schools
- High schools
- Administration buildings
- Specialized learning centers
- Career and technical education centers
- Aquatic centers



Marcus High School

Campus Profile

SCHOOL HOURS ONLINE

8:20 a.m. to 3:35 p.m. **GRADES** 10th through 12th
lisd.net/mhs | facebook.com/marcusmarauders | twitter.com/marcus_hs

STUDENT INFORMATION

2305 Students
96.6% Average daily attendance

STAFF INFORMATION

183.6 Total staff members
14.2 Average number of years teaching experience
9.7 Average number of years teaching in LISD schools

PROFESSIONAL LEARNING

Total number of hours the staff spent developing their job skills last year

13,170

66.5

Average professional learning hours per Lewisville ISD staff member



OBSERVATION

1393 Number of administrator visits to observe class instruction

199 Average number of classroom visits per administrator

What we believe

We embrace the motto of “Pride in Excellence,” as exhibited by the following “Trust and Believe” statements:

- Every student is uniquely capable and deserves to be challenged each day
- Uninhibited learning depends on a safe, nurturing, inclusive and flexible environment
- An educated citizenry is essential for equal opportunity and a prosperous society
- Meaningful and relevant work engages students in profound learning
- Critical-thinking and problem- solving today are necessary for students to be equipped for future challenges
- Genuine transformation requires disruptive innovation
- Education is the shared responsibility of the community

COLLEGE READINESS

Average combined scores for 2020 college entrance exams

1182 **24.8**
SAT ACT

Enrolled in AP, Pre-AP or dual credit courses **62%**

GRADUATION RATE

Percent of graduates from the class of 2020

99%



Percent of students whose test scores indicate they are college and career ready.



SAT Reading/Writing
90%



SAT Math
74%



ACT English Comp
87%



ACT Algebra
71%



ACT Social Science
70%



ACT Biology
63%



PSAT/NMSQT
Reading/Writing
86.1%



PSAT/NMSQT
Math
68%

CLUBS

Clubs provide opportunities for students to engage in learning of their choice beyond the classroom.

Some of ours include National Honor Society, Mu Alpha Theta, Tr-M Music Honor Society, Spanish National Honor Society, National English Honor Society, National French Honor Society, Science National Honor Society, American Sign Language Honor Society, German National Honor Society, Latin Honor Society, Black History Club, Circle of Friends Club, Fellowship of Christian Athletes, Junior Classical League, Interact Club, Student Council, Robotics Club, Medical Education Development Society, Junior World Affairs Club, Red Nation Crew, International Thespian Society, Ultimate Frisbee Club, and UNICEF.

What do our parents think?

In April 2021, parents were surveyed about the campus their child attends. Values represent the percentage of respondents who agree. Based on 451 responses.

Are satisfied overall	90.9%
The school staff cares	89.4%
Students know how to get help	85.6%
I know about my child's grades	86.7%
School is safe	94.2%
Students are happy	84.7%
Staff is encouraging	89.4%
Students who fall behind can get help	84.7%
School work is important	78.9%
Students feel welcomed	86.5%
School communicates effectively	89.1%
The staff is approachable	88.7%
They value culture and individual needs	86.7%

ARTS AND ATHLETICS



49%

Participation in athletics or physical education

46%

Participation in fine arts such as band or theater

What do our students think?

In April 2021, seniors were asked about their experiences in the district, future readiness and post-graduation plans.



Attend college	91.1%
Join the military or attend a service academy	3.2%
Work full time	13.0%
Attend technical or trade school	3.2%
Attain industry certification	2.5%
Other	3.2%
Well-prepared for the future	88.6%
Satisfied with their LISD education	87.9%

PROGRAMS

Our programs include AP, Honors, and Dual Credit Programs, Marcus Robotics Institute, DECA, MHS Real Estate Program, AVID, UIL Academics, Academic Decathlon Team, PTSA Team, Air Force JROTC, Journalism, UIL Performing Arts and Athletic Programs, Marquettes, Cheer, Texas Association of Future Educators, MHS Counseling Parent Education Programs, and Fashion Design.

AWARDS AND RECOGNITIONS

- 2021 CREST Counseling Award
- 2021 UIL Academics District Champions
- 2021 Academic Decathlon Team State Qualifier
- DECA - 34 State Qualifiers
- 2020 Area C Marcus Band Champions
- 2020-2021 Multiple Choir, Orchestra & Band Sweepstakes Awards
- TMEA - Percussion Ensemble, 2021
- 2020 Football District 6-6A Champions
- 2021 Track Region Champions
- 2021 Boys Soccer District Champions
- 2021 Girls Soccer Area Champions
- 2021 Boys Basketball C-District Champions
- 2021 Boys and Girls Water Polo State Qualifiers

EDWARD S. MARCUS HIGH SCHOOL

Home of the Marauders, Flower Mound, Texas

Will Skelton, Principal



Marcus High School 9th Grade Campus Profile

SCHOOL HOURS 8:20 a.m. to 3:35 p.m. **GRADES** 9th grade
ONLINE lisd.net/mhs9 | facebook.com/Marcus9th | twitter.com/MHS9th

STUDENT INFORMATION

756 Students
96.6% Average daily attendance

STAFF INFORMATION

60 Total staff members
11.6 Average number of years teaching experience
7.9 Average number of years teaching in LISD schools

PROFESSIONAL LEARNING

Total number of hours the staff spent developing their job skills last year

4,029

74.6
Average professional learning hours per Lewisville ISD staff member



OBSERVATION

313 Number of administrator visits to observe class instruction

104 Average number of classroom visits per administrator

What we believe

Marcus 9th Grade Campus serves the unique needs of 9th graders in a learning environment designed to foster collaboration, innovation and multiple learning styles. We believe learning is maximized through innovation and 21st-Century teaching practices and that student and staff diversity fuels creativity, global thinking, and a positive school environment. Courses target college and career readiness and real-world challenges through problem and project-based learning. Students practice social responsibility through regular service opportunities throughout the year and excel in balancing extra and co-curricular activities. Our campus supports academic, social and emotional intelligence through a variety of high-quality programs and experiences. M9 students are preparing to be tomorrow's leaders!

COLLEGE READINESS

Average combined scores for 2020 college entrance exams

1182 **24.8**
SAT ACT

Enrolled in AP, Pre-AP or dual credit courses **71%**

GRADUATION RATE

Percent of graduates from the class of 2020

99%



Percent of students whose test scores indicate they are college and career ready.



SAT Reading/Writing
90%



SAT Math
74%



ACT English Comp
87%



ACT Algebra
71%



ACT Social Science
70%



ACT Biology
63%



PSAT/NMSQT
Reading/Writing
86.1%



PSAT/NMSQT
Math
68%

CLUBS

Clubs provide opportunities for students to engage in learning of their choice beyond the classroom.

Some of our clubs include Student Council, Kindness Ambassadors, UNICEF, Young and Purposed, DECA, MEDS Club, and Circle of Friends



What do our parents think?

In April 2021, parents were surveyed about the campus their child attends. Values represent the percentage of respondents who agree. Based on 133 responses.

Are satisfied overall	94.7%
The school staff cares	94.7%
Students know how to get help	89.5%
I know about my child's grades	91.7%
School is safe	97.0%
Students are happy	91.7%
Staff is encouraging	93.2%
Students who fall behind can get help	90.2%
School work is important	88.0%
Students feel welcomed	88.7%
School communicates effectively	91.7%
The staff is approachable	92.5%
They value culture and individual needs	88.7%

ARTS AND ATHLETICS



89%

Participation in athletics or physical education

65%

Participation in fine arts such as band or theater

PROGRAMS

Our campus offers unique programs to help our students become better learners, leaders, and friends.

Some of ours include Air Force, JROTC, Marauder Time, AVID, Academic UIL, Humanities and Marcus Parent Education Programs

AWARDS AND RECOGNITIONS

- LEF Teacher Grants in Biology and English
- LISD Secondary Teacher of the Year Finalist Kailey McMillan
- LISD Campus Support Employee Finalist Eva Dinkmeyer
- CREST Counseling Award 2020
- DECA State and National Competitions
- Journalism State and National Competitions
- AP College Board Success

What do our students think?

In April 2021, seniors were asked about their experiences in the district, future readiness and post-graduation plans.



Attend college	91.1%
Join the military or attend a service academy	3.2%
Work full time	13.0%
Attend technical or trade school	3.2%
Attain industry certification	2.5%
Other	3.2%
Well-prepared for the future	88.6%
Satisfied with their LISD education	87.9%

MARCUS HIGH SCHOOL 9TH GRADE CAMPUS

Home of the Marauders, Flower Mound, Texas

Chantell Upshaw, Principal



Briarhill Middle School

Campus Profile

SCHOOL HOURS ONLINE

8:55 a.m. to 4:10 p.m. **GRADES** 6th through 8th grade
lisd.net/briarhill | facebook.com/briarhillms | twitter.com/BMSBulldogs

STUDENT INFORMATION

843	Students
96.9%	Average daily attendance

STAFF INFORMATION

69.61	Total staff members
13.6	Average number of years teaching experience
10.6	Average number of years teaching in LISD schools

PROFESSIONAL LEARNING

Total number of hours the staff spent developing their job skills last year

5,197



Average professional learning hours per Lewisville ISD staff member

310

OBSERVATION

Number of administrator visits to observe class instruction

103 Average number of classroom visits per administrator

At Briarhill Middle School, we believe:

- All students can be productive and informed citizens
- Students should be provided with challenging, real-world learning experiences
- Opportunities for risk-taking are a vital part of the learning process

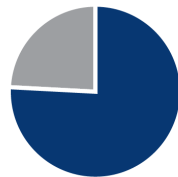
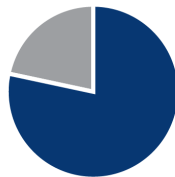
Our mission is to teach students to become informed, engaged citizens, and curious lifelong learners. All students have opportunities to engage in challenging, real-world learning experiences through field trips, hands on experiences and guest speakers from within our community. We are dedicated to providing a safe environment in which our students are inspired to reach their full potential and create a positive legacy for the future.



ACADEMIC PERFORMANCE

PSAT SCORES AND ADVANCED COURSES

Percent of students whose PSAT test scores indicate they are college and career ready. Percent of student population who are enrolled in at least one advanced course.



CLUBS

Clubs allow students to learn beyond the classroom. Some of our clubs include Kindness Club, Fellowship of Christian Athletes, Trebellas, Acafellas, STEAM Club, Bulldog Broadcast, Inventors Club, Circle of Friends, Photography Club, Bulldog Blast, I Found it on Pinterest, Art Club, NJHS, and Student Council.

COMMON SENSE SCHOOL

Earning the Common Sense School badge is a symbol of our school's dedication and commitment to helping students think critically and use technology responsibly to learn, create, and participate.



PROGRAMS

Our campus offers unique programs to help our students grow. Some of these include Lunch and Learns, Samsung Solve for Tomorrow, Mars Habitat For Humanity, 24-Hour World Tour, Lonestar Challenge, Science Night, Career Day, Red Ribbon Week, Archery, and Robotics.

ARTS AND ATHLETICS



100%

Participation in athletics or physical education

84%

Participation in fine arts such as music and art



What do our parents think?

In April 2021, parents were surveyed about the campus their child attends. Values represent the percentage of respondents who agree. Based on 206 responses.

Are satisfied overall	93.7%
The school staff cares	96.1%
Students know how to get help	90.3%
I know about my child's grades	88.3%
School is safe	96.1%
Students are happy	92.7%
Staff is encouraging	95.1%
Students who fall behind can get help	89.8%
School work is important	85.0%
Students feel welcomed	86.4%
School communicates effectively	83.5%
The staff is approachable	89.8%
They value culture and individual needs	85.9%

AWARDS AND RECOGNITIONS

- HEB Teacher of the Year
- TCEA Library Media Specialist of the year
- Samsung Grant Recipient State Winner
- ENERGY STAR certified school
- District and Regional Winner Teacher of the Year
- FM Chamber Students of the Month
- Hosted ISS Downlink with special guests from NASA, local and state dignitaries including the Texas governor

BRIARHILL MIDDLE SCHOOL

Home of the Bulldogs
Flower Mound, Texas

Leslie Davenport, Principal





Downing Middle School

STEM Campus Profile

SCHOOL HOURS ONLINE

8:55 a.m. to 4:10 p.m. **GRADES** 6th through 8th grade

lisd.net/downing | facebook.com/downingms | twitter.com/DowningMS

STUDENT INFORMATION

500	Students
97.0%	Average daily attendance

STAFF INFORMATION

47.32	Total staff members
14.8	Average number of years teaching experience
10.5	Average number of years teaching in LISD schools

PROFESSIONAL LEARNING

Total number of hours the staff spent developing their job skills last year

3,609



Average professional learning hours per Lewisville ISD staff member

480

OBSERVATION

Number of administrator visits to observe class instruction

160 Average number of classroom visits per administrator

The Downing commitment

Since opening its doors in 2001, Downing Middle School has been distinguished as an exemplary academic institution that is committed to teaching students the skills necessary to reach their full potential both inside and outside of the classroom. The Downing administration, faculty and staff pride themselves on creating an environment that stimulates creativity, fosters curiosity, and sparks innovation.

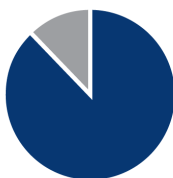
At Downing Middle School, we strive to create confident learners by providing opportunities for every student to thrive. We believe all students can learn and deserve to be challenged every day. Downing Middle School students are strongly encouraged to explore their own interests and are empowered to become leaders in their community. The mission of Downing Middle School is to provide each student with a learning environment that is safe, nurturing, innovative, and engaging. The faculty and staff at Downing Middle School are committed to meeting the unique needs of every student and helping them develop the skills required for success in the 21st century.



ACADEMIC PERFORMANCE

PSAT SCORES AND ADVANCED COURSES

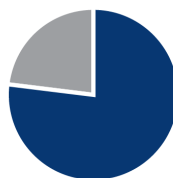
Percent of students whose PSAT test scores indicate they are college and career ready. Percent of student population who are enrolled in at least one advanced course.



PSAT Reading **88%**



PSAT Math **71.8%**



Pre AP/AP enrolled **77%**

CLUBS

Clubs allow students to learn beyond the classroom. Some of our clubs include Downing United Club, National Junior Honor Society, Downing Archery Club, Circle of Friends, Fellowship of Christian Athletes, Study Buddies, Guy Talk Club, Breakfast Friends Club, and New Horizon's Club.

COMMON SENSE SCHOOL

Earning the Common Sense School badge is a symbol of our school's dedication and commitment to helping students think critically and use technology responsibly to learn, create, and participate.



PROGRAMS

Our campus offers unique programs to help our students grow. Some of these include Giving Bach Program, Downing Kindness Initiative, Downing Stuffs the Pantry, Seeds For Special Needs Initiative, and Nationally Recognized "No Place for Hate" Campus for five years running.

ARTS AND ATHLETICS



99%

Participation in athletics or physical education

89%

Participation in fine arts such as music and art



What do our parents think?

In April 2021, parents were surveyed about the campus their child attends. Values represent the percentage of respondents who agree. Based on 133 responses.

Are satisfied overall	91.0%
The school staff cares	91.0%
Students know how to get help	88.7%
I know about my child's grades	90.2%
School is safe	98.5%
Students are happy	94.7%
Staff is encouraging	96.2%
Students who fall behind can get help	89.5%
School work is important	90.2%
Students feel welcomed	92.5%
School communicates effectively	91.0%
The staff is approachable	89.5%
They value culture and individual needs	90.2%

AWARDS AND RECOGNITIONS

- TEA (Texas Education Agency) STAAR Met Standard Ratings for Academic Excellence
- Texas Business and Education Coalition Honor Roll School
- Superior Ratings at UIL Competitions for band, orchestra and choir
- Division championships in football, volleyball, basketball, soccer and cross country
- Junior Visual Arts Scholastic League medalist
- 1st Place IBM Engineers Week Design Contest

DOWNING MIDDLE SCHOOL

Home of the Diamondbacks
Flower Mound, Texas

Curtis Martin, Principal



Lamar Middle School

Campus Profile

SCHOOL HOURS ONLINE

8:55 a.m. to 4:10 p.m. **GRADES** 6th through 8th grade

lisd.net/lamar | facebook.com/lamarmiddleschool | twitter.com/LamarMS

STUDENT INFORMATION

717	Students
97.0%	Average daily attendance

STAFF INFORMATION

62.37	Total staff members
12.8	Average number of years teaching experience
9.7	Average number of years teaching in LISD schools

PROFESSIONAL LEARNING

Total number of hours the staff spent developing their job skills last year

5,438

76.6

Average professional learning hours per Lewisville ISD staff member

400

OBSERVATION

Number of administrator visits to observe class instruction

133 Average number of classroom visits per administrator

Our commitment to students:

At Lamar Middle School, our focus is on educating students to become independent learners in a safe and nurturing environment. We challenge students to embrace a growth mindset by providing an appropriate rigor in our course work.

Our extra-curricular programs provide students with opportunities to be successful and learn the values of hard work, sportsmanship and teamwork. Our clubs and organizations provide students many opportunities to find a group they can belong to and find value in.

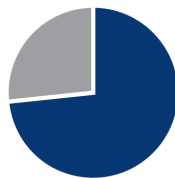
We are committed to providing our students opportunities to engage in real-world learning through field trips, hands-on experiences and through bringing community members into our school to provide rigorous and relevant learning experiences.

At Lamar Middle School, we are preparing leaders, shaping the future and impacting the world.

ACADEMIC PERFORMANCE

PSAT SCORES AND ADVANCED COURSES

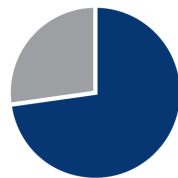
Percent of students whose PSAT test scores indicate they are college and career ready. Percent of student population who are enrolled in at least one advanced course.



PSAT Reading **73.5%**



PSAT Math **55.9%**



Pre AP/AP enrolled **73%**

CLUBS

Clubs provide opportunities for students to learn beyond the classroom. Some of our clubs include National Junior Honor Society, Student Council, Math Club, Chess Club, Circle of Friends, Archery, Book Club, FCA, Kindness Ambassadors, and Table Top Gaming Club.

COMMON SENSE SCHOOL

Earning the Common Sense School badge is a symbol of our school's dedication and commitment to helping students think critically and use technology responsibly to learn, create, and participate.



PROGRAMS

Our campus offers unique programs to help our students become better learners, leaders, and friends.

Some of our programs include AVID, No Place for Hate, and LMS Mentor Program.

ARTS AND ATHLETICS



100%

Participation in athletics or physical education

86%

Participation in fine arts such as music and art

AWARDS AND RECOGNITIONS

- UIL One-Act Play Zone Champion
- No Place for Hate Campus
- CREST Award for Counseling Excellence
- Superior Ratings at Fine Arts contests



What do our parents think?

In April 2021, parents were surveyed about the campus their child attends. Values represent the percentage of respondents who agree. Based on 172 responses.

Are satisfied overall	94.2%
The school staff cares	94.2%
Students know how to get help	91.9%
I know about my child's grades	93.0%
School is safe	94.8%
Students are happy	90.1%
Staff is encouraging	93.6%
Students who fall behind can get help	90.1%
School work is important	91.3%
Students feel welcomed	93.6%
School communicates effectively	94.8%
The staff is approachable	93.6%
They value culture and individual needs	89.0%

LAMAR MIDDLE SCHOOL

Home of the Longhorns
Flower Mound, Texas

Kristy Casal, Principal





Bridlewood Elementary School

STEM Campus Profile

SCHOOL HOURS ONLINE

7:45 a.m. to 3:25 p.m. **GRADES** Kindergarten through 5th grade
lisd.net/bridlewood | facebook.com/bridlewoodes | twitter.com/bridlewoodes

STUDENT INFORMATION

552 Students
97.2% Average daily attendance

STAFF INFORMATION

46.37 Total staff members
15.6 Average number of years teaching experience
12 Average number of years teaching in LISD schools

PROFESSIONAL LEARNING

Total number of hours the staff spent developing their job skills last year

3,878

80.8

Average professional learning hours per Lewisville ISD staff member

281

OBSERVATION

Number of administrator visits to observe class instruction

141 Average number of classroom visits per administrator

At Bridlewood Elementary we believe that:

- Every student can be successful
- Innovation is a cornerstone of learning
- Students should be given opportunities to grow as members of their community
- The faculty and staff of Bridlewood Elementary dedicate ourselves to provide an educational foundation that nurtures integrity and fosters a love of learning
- Students have opportunities to engage in real-world experiences that connect to resources outside the school building

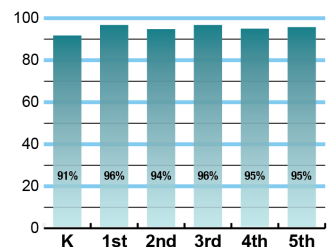
Bridlewood enjoys a high level of community and parental support, which fosters our unique family environment that promotes all of our school working together in order to provide students the best learning environment possible. With a campus commitment to innovation, students are encouraged to develop critical-thinking skills that prepare them for a future they create.



ACADEMIC PERFORMANCE

Istation by grade level

Lewisville ISD monitors students' reading progress through the Istation computer program. Teachers can quickly assess which students need help. This chart shows the percent of students reading on grade level or showing six months growth at the end of the school year.



CLUBS

Students engage in learning of their choice beyond the classroom through clubs. Ours include Student Council, Thunder Music, Bronco Chorale, Honor Choir, Morning Mile, Student News Crew, Cooking Club, Gardening Club, Rubics Cube Club, Robotics Club, Girl's Running Club, and Book Club.

COMMON SENSE SCHOOL

Earning the Common Sense School badge is a symbol of our school's dedication and commitment to helping students think critically and use technology responsibly to learn, create, and participate.



PROGRAMS

Our campus offers unique programs to help our students become better learners, leaders, and friends.

Some of our programs include Bronco Tales, Reflections, WatchDog Dads, Gifted and Talented, Language Science, Adopt an Athlete, and PTA.

ARTS AND ATHLETICS



93%

Participation in athletics or physical education

100%

Participation in fine arts such as music and art



What do our parents think?

In April 2021, parents were surveyed about the campus their child attends. Values represent the percentage of respondents who agree. Based on 142 responses.

Are satisfied overall	95.1%
The school staff cares	95.8%
Students know how to get help	94.4%
I know about my child's grades	90.8%
School is safe	97.9%
Students are happy	92.3%
Staff is encouraging	95.1%
Students who fall behind can get help	88.0%
School work is important	90.1%
Students feel welcomed	90.1%
School communicates effectively	94.4%
The staff is approachable	94.4%
They value culture and individual needs	92.3%

AWARDS AND RECOGNITIONS

- Nationally Certified STEM Campus
- LISD Teacher of the year finalist two years
- Chamber of Commerce School of the month multiple times
- Common Sense Media Certified School

BRIDLEWOOD ELEMENTARY SCHOOL

Home of the Broncos
Flower Mound, Texas

Robin Block, Principal



Flower Mound Elementary School

Campus Profile

SCHOOL HOURS ONLINE

7:45 a.m. to 3 p.m. **GRADES** Kindergarten through 5th grade

lisd.net/flowermound | facebook.com/flowermoundes | twitter.com/FlowerMoundES

STUDENT INFORMATION

454 Students
96.8% Average daily attendance

STAFF INFORMATION

55.91 Total staff members
13.9 Average number of years teaching experience
11 Average number of years teaching in LISD schools

PROFESSIONAL LEARNING

Total number of hours the staff spent developing their job skills last year

4,484

71.2

Average professional learning hours per Lewisville ISD staff member



OBSERVATION

177 Number of administrator visits to observe class instruction

59 Average number of classroom visits per administrator

At Flower Mound Elementary we believe:

Partnerships with our students, family, and community strengthen individual achievements and successes for each student; children are our purpose and our passion. All students receive an extended curriculum to observe our world, question ideas, and apply knowledge in an atmosphere of excellence through a STEAM emphasis. Engagement involving the use of technology, differentiation, genius hour, math challenge and after school clubs to help meet the individual academic and social needs of all students.

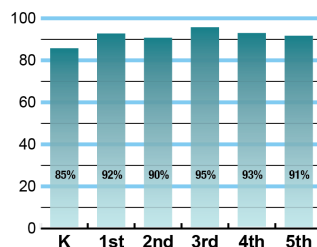
We strive to develop successful students through innovative and diverse learning experiences and promote strong character and citizenship through our School of Character curriculum. At Flower Mound Elementary, we believe in making a difference!



ACADEMIC PERFORMANCE

Istation by grade level

Lewisville ISD monitors students' reading progress through the Istation computer program. Teachers can quickly assess which students need help. This chart shows the percent of students reading on grade level or showing six months growth at the end of the school year.



CLUBS

Students engage in learning of their choice beyond the classroom through clubs. Ours include Student Council, Art Club, Falcon Singers Choir, Chess Club, Falcon Nation, Destination Imagination, Percussion, Green Team, Maker Monday, Running Club, Coder Club and iPiano.

COMMON SENSE SCHOOL

Earning the Common Sense School badge is a symbol of our school's dedication and commitment to helping students think critically and use technology responsibly to learn, create, and participate.



PROGRAMS

Our campus offers unique programs to help our students grow. Some of ours include STEM Team - 4th and 5th Grade girls STEM Leadership, Rachel's Challenge, Circle of Friends, School of Character, Ready Bodies/Learning Minds, LLI Reading Intervention, and Fuel Up to Play 60.

ARTS AND ATHLETICS



99%

Participation in athletics or physical education

99%

Participation in fine arts such as music and art

AWARDS AND RECOGNITIONS

- 2019 National PTA School of Excellence
- 2018 Texas School of Character
- Second place at Sandy Lake Music Festival
- 2018 National School of Character
- LEF Grants provided white board tables for classrooms and library books for the Boys Reading Club
- ENERGY STAR certified school
- 2015 Texas Counselor of the Year



What do our parents think?

In April 2021, parents were surveyed about the campus their child attends. Values represent the percentage of respondents who agree. Based on 112 responses.

Are satisfied overall	95.5%
The school staff cares	97.3%
Students know how to get help	96.4%
I know about my child's grades	96.4%
School is safe	99.1%
Students are happy	94.6%
Staff is encouraging	96.4%
Students who fall behind can get help	94.6%
School work is important	91.1%
Students feel welcomed	93.8%
School communicates effectively	95.5%
The staff is approachable	95.5%
They value culture and individual needs	95.5%

FLOWER MOUND ELEMENTARY SCHOOL

Home of the Falcons
Flower Mound, Texas

Christine Van Scoyoc, Principal



Heritage Elementary School

Campus Profile

SCHOOL HOURS ONLINE

7:45 a.m. to 3 p.m. **GRADES** Kindergarten through 5th grade

lisd.net/heritage | facebook.com/heritageelementary | twitter.com/HeritageES

STUDENT INFORMATION

490 Students
96.9% Average daily attendance

STAFF INFORMATION

47.5 Total staff members
14.7 Average number of years teaching experience
11.3 Average number of years teaching in LISD schools

PROFESSIONAL LEARNING

Total number of hours the staff spent developing their job skills last year

4,018

71.8

Average professional learning hours per Lewisville ISD staff member



OBSERVATION

100 Number of administrator visits to observe class instruction

50 Average number of classroom visits per administrator

At Heritage Elementary, we believe:

- All students can learn and grow
- Family and community partnerships are vital to the success of each student
- Each child is an individual and should be celebrated
- Educating the whole child is important at Heritage

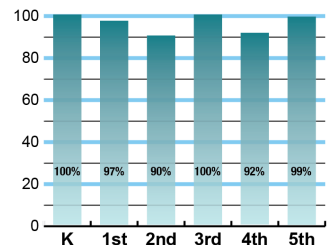
We strive to create a family-friendly environment with high expectations, high rigor and fun! Hands on learning experiences, with our talented staff, makes for a very engaged student body. Serving others is important to our campus climate and culture.

Our award-winning PTA, Texas Our Heritage Outdoor Learning Area, and fine arts programs make Heritage unique. Students are encouraged to think, problem solve and collaborate with real-world issues.

ACADEMIC PERFORMANCE

Istation by grade level

Lewisville ISD monitors students' reading progress through the Istation computer program. Teachers can quickly assess which students need help. This chart shows the percent of students reading on grade level or showing six months growth at the end of the school year.



CLUBS

Students engage in learning of their choice beyond the classroom through clubs. Ours include Running Club, Recycling Club, Young Rembrandts, Little Bit of Broadway, Junior Librarians, Student Council, Boys and Girls Choir, Dribbling Hawks and Safety Patrol.

COMMON SENSE SCHOOL

Earning the Common Sense School badge is a symbol of our school's dedication and commitment to helping students think critically and use technology responsibly to learn, create, and participate.



PROGRAMS

Our campus offers unique programs to help our students grow. Some of ours include Veterans Day, Texas Our Heritage Outdoor Learning, Science Discovery/STEM, Watch D.O.G.S. (Dads Of Great Students), 5 Pillars of Character, Ready Set Teach (with Marcus HS), Adopt an Athlete and Mystery Readers.

ARTS AND ATHLETICS



100%

Participation in athletics or physical education

100%

Participation in fine arts such as music and art



What do our parents think?

In April 2021, parents were surveyed about the campus their child attends. Values represent the percentage of respondents who agree. Based on 113 responses.

Are satisfied overall	95.6%
The school staff cares	93.8%
Students know how to get help	92.0%
I know about my child's grades	89.4%
School is safe	97.3%
Students are happy	97.3%
Staff is encouraging	97.3%
Students who fall behind can get help	95.6%
School work is important	97.3%
Students feel welcomed	87.6%
School communicates effectively	91.2%
The staff is approachable	92.0%
They value culture and individual needs	92.9%

AWARDS AND RECOGNITIONS

- Texas Master Naturalists state recognition for outdoor learning project/Augmented Reality
- HV/FM Chamber of Commerce School of the Month
- Award winning Boys and Girls Choir
- Local, state and national recognition for Fine Arts and Writing
- ELA/Reading Distinction by TEA
- National award winner Reflections Contest
- Digital Citizenship School of Excellence
- National PTA School of Excellence

HERITAGE ELEMENTARY SCHOOL

Home of the Hawks
Highland Village, Texas

Toby Maxson, Principal



Highland Village Elementary School

Campus Profile

SCHOOL HOURS ONLINE

7:45 a.m. to 3 p.m. **GRADES** Kindergarten through 5th grade

lisd.net/highlandvillage | facebook.com/highlandvillagees | twitter.com/hv_vikings

STUDENT INFORMATION

363 Students
97.6% Average daily attendance

STAFF INFORMATION

44.51 Total staff members
15.1 Average number of years teaching experience
12 Average number of years teaching in LISD schools

PROFESSIONAL LEARNING

Total number of hours the staff spent developing their job skills last year

3,722

79.2
Average professional learning hours per Lewisville ISD staff member

338

OBSERVATION

Number of administrator visits to observe class instruction

169 Average number of classroom visits per administrator

What we believe

At Highland Village Elementary, our mission is to work in partnership with our parents and community to engage, challenge, and empower students through collaborative and innovative experiences.

At Highland Village Elementary, we believe that:

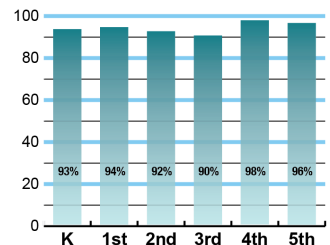
- All students can be successful both academically and socially
- Mistakes are an opportunity to make learning more meaningful
- Grit and perseverance are essential components for growth
- Each person who enters our doors feels safe and valued

We are committed to designing authentic, real-world learning experiences that are based on curriculum standards. Embedded throughout these experiences are 21st Century learning skills and goal setting that will challenge and encourage each student to become critical/creative thinkers and lifelong learners. Our motto is "Life is Good at HVE." We focus on the development of the whole child with a foundational understanding of social and emotional skills and strategies. We make everyone feel welcomed and successful.

ACADEMIC PERFORMANCE

Istation by grade level

Lewisville ISD monitors students' reading progress through the Istation computer program. Teachers can quickly assess which students need help. This chart shows the percent of students reading on grade level or showing six months growth at the end of the school year.



CLUBS

Clubs provide opportunities for students to engage in learning of their choice beyond the classroom.

Some of our clubs include Lego Club, Campus Ambassadors, Young Rembrandts, Coder Club, SSA Sports, and Sarah's Spanish School.

COMMON SENSE SCHOOL

Earning the Common Sense School badge is a symbol of our school's dedication and commitment to helping students think critically and use technology responsibly to learn, create, and participate.



PROGRAMS

Our campus offers unique programs to help our students become better learners, leaders, and friends. Some of ours include schoolwide 2nd Step Social/Emotional Curriculum, Choir (4th and 5th grades), Safety Patrol (3rd through 5th grades), and KVKG Announcements.

ARTS AND ATHLETICS



100%

Participation in athletics or physical education

99%

Participation in fine arts such as music and art

AWARDS AND RECOGNITIONS

- National PTA School of Excellence 2020-2022
- ENERGY STAR certified school
- 21-Day Challenge for Healthier Living \$500 Award
- PTA School of Excellence
- Common Sense School
- General Education - CREST Award Winner



What do our parents think?

In April 2021, parents were surveyed about the campus their child attends. Values represent the percentage of respondents who agree. Based on 88 responses.

Are satisfied overall	97.7%
The school staff cares	98.9%
Students know how to get help	97.7%
I know about my child's grades	94.3%
School is safe	98.9%
Students are happy	96.6%
Staff is encouraging	98.9%
Students who fall behind can get help	100.0%
School work is important	95.5%
Students feel welcomed	97.7%
School communicates effectively	97.7%
The staff is approachable	98.9%
They value culture and individual needs	96.6%

HIGHLAND VILLAGE ELEMENTARY SCHOOL

Home of the Vikings
Highland Village, Texas

Leslye Mitchell, Principal



McAuliffe Elementary School

Campus Profile

SCHOOL HOURS ONLINE

7:45 a.m. to 3 p.m. **GRADES** Pre-K through 5th grade

lisd.net/mcauliffe | facebook.com/mcauliffeelementary | twitter.com/McAHighlander

STUDENT INFORMATION

532	Students
96.7%	Average daily attendance

STAFF INFORMATION

51.22	Total staff members
12.9	Average number of years teaching experience
9.7	Average number of years teaching in LISD schools

PROFESSIONAL LEARNING

Total number of hours the staff spent developing their job skills last year

4,595



Average professional learning hours per Lewisville ISD staff member



OBSERVATION

Number of administrator visits to observe class instruction

314

157 Average number of classroom visits per administrator

At McAuliffe Elementary, we believe:

- A safe and inclusive learning environment is paramount to student success
- Partnerships with families and community members foster authentic learning through real-world application
- Learning can, and should, be exciting
- 21st-century skills encourage students to be the problem-solving leaders of tomorrow

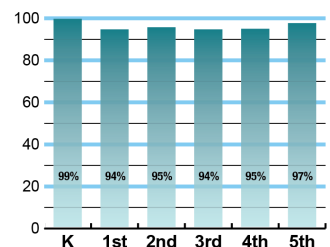
The McAuliffe staff strives to meet academic, emotional, social, and physical growth of all students. We strive to educate the whole child by employing high academic standards through design thinking and the integration of 21st-century skills, along with regular character education lessons and Genius Hour every Friday. Genius Hour provides learners the opportunity to pursue passions and personal interests, become problem solvers, and see their place in the community and world.

By establishing partnerships with family and community members through school events, speakers, volunteers, and activities, McAuliffe learners gain authentic-learning experiences spanning each aspect of their lives. The McAuliffe staff anticipates that our family made up of teachers, children, parents, grandparents, guardians, volunteers, and community grow together in a safe, inclusive environment every day.

ACADEMIC PERFORMANCE

Istation by grade level

Lewisville ISD monitors students' reading progress through the Istation computer program. Teachers can quickly assess which students need help. This chart shows the percent of students reading on grade level or showing six months growth at the end of the school year.



CLUBS

Students engage in learning of their choice beyond the classroom through clubs. Ours include M&M (Choir), Safety Patrol, American Girl Doll, Sewing, Knitting, Basketball, Kickball, Big Sis/Little Sis, Pokeman, Crafting, Drawing, Crafting Art, Kindness, Dances from Around the World, Legos, Student Council, Circle of Friends, Hair Styling, Gardening, Recycling and Slime.

COMMON SENSE SCHOOL



Earning the Common Sense School badge is a symbol of our school's dedication and commitment to helping students think critically and use technology responsibly to learn, create, and participate.

PROGRAMS

Our campus offers unique programs to help our students become better learners, leaders, and friends. Some of ours include Genius Hour, GE, Little Bit of Broadway, Watch Me Sculpt, SSA Sports, Robotics, Filmmaking, Tennis and Destination Imagination.

ARTS AND ATHLETICS



99%

Participation in athletics or physical education

99%

Participation in fine arts such as music and art



What do our parents think?

In April 2021, parents were surveyed about the campus their child attends. Values represent the percentage of respondents who agree. Based on 155 responses.

Are satisfied overall	95.5%
The school staff cares	98.1%
Students know how to get help	97.4%
I know about my child's grades	95.5%
School is safe	98.1%
Students are happy	98.1%
Staff is encouraging	98.1%
Students who fall behind can get help	91.6%
School work is important	94.8%
Students feel welcomed	92.3%
School communicates effectively	93.5%
The staff is approachable	96.8%
They value culture and individual needs	92.9%

AWARDS AND RECOGNITIONS

- American Heart Association Heart Hero Awards for 6 staff members
- Received CPR Hands-Only kits for campus and district use from Reliant Energy and The American Heart Association
- 21-Day Challenge Award
- CREST Counselor's Award
- Fuel Up to Play 60 Award

McAULIFFE ELEMENTARY SCHOOL

Home of the Highlanders
Highland Village, Texas

Jennifer Mattingly, Principal



Prairie Trail Elementary School

Campus Profile

SCHOOL HOURS ONLINE

7:45 a.m. to 3 p.m. **GRADES** Kindergarten through 5th grade
lisd.net/prairietrail | facebook.com/prairietrailes | twitter.com/PrairieTrailES

STUDENT INFORMATION

633	Students
97.3%	Average daily attendance

STAFF INFORMATION

66.73	Total staff members
12.5	Average number of years teaching experience
9.6	Average number of years teaching in LISD schools

PROFESSIONAL LEARNING

Total number of hours the staff spent developing their job skills last year

4,535

66.7

Average professional learning hours per Lewisville ISD staff member

127

OBSERVATION

Number of administrator visits to observe class instruction

64 Average number of classroom visits per administrator

At Prairie Trail Elementary School, we will:

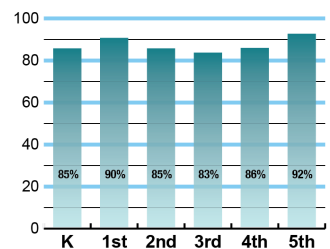
- Find the value in every child
- Allow for creative, joyful noise
- Be collaborative and willing to share ideas with all stakeholders
- Be innovative and have a growth mindset

We feel that elementary school is a time for exploration. Take a moment to imagine the elementary world: letters, numbers, stories, sharing, experimenting, games, collaborating, reading, problem solving, thinking, puzzles, role-play, reflecting, and the list goes on. Imagination and creativity are everywhere. Learning is accomplished by doing, touching, and experiencing. Each age group is different and unique, yet every child is always growing socially, emotionally, physically, and intellectually. When home, school, and community work together as a team, we can develop the "whole" child. Only through this teamwork will, "All of our students enjoy thriving, productive lives in a future *they* create."

ACADEMIC PERFORMANCE

Istation by grade level

Lewisville ISD monitors students' reading progress through the Istation computer program. Teachers can quickly assess which students need help. This chart shows the percent of students reading on grade level or showing six months growth at the end of the school year.



CLUBS

Clubs provide opportunities for students to engage in learning of their choice beyond the classroom.

Some of our clubs include STEM, Chorale and Pulse (Choir and Mallets), Safety Patrol, Circle of Friends, Green Team, Book Clubs, Helping Hands and Hallway Greeters.

COMMON SENSE SCHOOL



Earning the Common Sense School badge is a symbol of our school's dedication and commitment to helping students think critically and use technology responsibly to learn, create, and participate.

PROGRAMS

Our campus offers unique programs to help our students grow. Ours include Spanish/English Dual Language (K-5), No Place for Hate, Good Morning Prairie Trail, What I Need Enrichment/Intervention During the Day (WIN), Gifted and Talented, Watch D.O.G.S., Author Visit, Thinkapalooza, 21-Day Health Challenge, and Veteran's Day Celebration.

ARTS AND ATHLETICS



100%

Participation in athletics or physical education

100%

Participation in fine arts such as music and art



What do our parents think?

In April 2021, parents were surveyed about the campus their child attends. Values represent the percentage of respondents who agree. Based on 178 responses.

Are satisfied overall	93.8%
The school staff cares	94.9%
Students know how to get help	92.1%
I know about my child's grades	88.2%
School is safe	96.1%
Students are happy	95.5%
Staff is encouraging	94.9%
Students who fall behind can get help	92.1%
School work is important	92.7%
Students feel welcomed	87.1%
School communicates effectively	91.0%
The staff is approachable	92.1%
They value culture and individual needs	93.3%

AWARDS AND RECOGNITIONS

- Chamber of Commerce School and Teacher of the Month
- Spotlight Campus in the "No Place for Hate" Regional Guide
- Top Participant in district 21-Day Challenge, 3 years
- PTA Golden Apple Award for 100 percent staff membership
- PTA "Men Are Really Super" (MARS) Award
- ENERGY STAR certified school

PRAIRIE TRAIL ELEMENTARY SCHOOL

Home of the Texans
Flower Mound, Texas

Wendi Vaughn, Principal



Timber Creek Elementary School

Campus Profile

SCHOOL HOURS ONLINE

7:45 a.m. to 3 p.m. **GRADES** Pre-K through 5th grade

lisd.net/timbercreek | facebook.com/timbercreekes | twitter.com/TimbercreekES

STUDENT INFORMATION

450	Students
97.3%	Average daily attendance

STAFF INFORMATION

51.88	Total staff members
12.8	Average number of years teaching experience
9.4	Average number of years teaching in LISD schools

PROFESSIONAL LEARNING

Total number of hours the staff spent developing their job skills last year

4,505



Average professional learning hours per Lewisville ISD staff member



OBSERVATION

Number of administrator visits to observe class instruction

192 Average number of classroom visits per administrator

At Timber Creek Elementary, we believe:

- Every child can be a leader
- A growth mindset is necessary to embrace learning as a lifestyle
- No child is too young to take their first action steps in visualizing and creating their future

As a Leader in Me School, we promote student leadership and celebrate the rich diversity of our community. We are committed to excellence in providing a safe, risk-free, engaging learning environment that teaches the whole child.

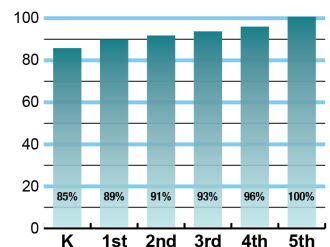
We recognize the importance of nurturing students' academic growth as well as supporting their social emotional health. We are devoted to helping every student discover and develop their individual strengths and talents. We encourage goal setting at an early age and celebrate progress along the way throughout each child's educational journey.

We cultivate a balance of tradition and innovation that ensures our learners are actively engaged in meaningful and relevant work that prepares them for success in the 21st century. At Timber Creek Elementary, we prepare ALL students to enjoy thriving, productive lives in a future *they* create.

ACADEMIC PERFORMANCE

Istation by grade level

Lewisville ISD monitors students' reading progress through the Istation computer program. Teachers can quickly assess which students need help. This chart shows the percent of students reading on grade level or showing six months growth at the end of the school year.



CLUBS

Students engage in learning of their choice beyond the classroom through clubs. Ours include Student Lighthouse Team, Student Council, Morning Mile, Safety Patrol, Tiger Choir, Watch Me Sculpt, Young Rembrandts, Drama Kids, Chess, Wize Computing, Basketball, Soccer, Dodgeball, Film Making and iPiano.

COMMON SENSE SCHOOL

Earning the Common Sense School badge is a symbol of our school's dedication and commitment to helping students think critically and use technology responsibly to learn, create, and participate.



PROGRAMS

Our campus offers unique programs to help our students grow. Ours include The Leader in Me, Aligning Academics, Empowering Instruction, Student Leadership Roles, Student Recognition Program, Watch D.O.G.S., Tiger News Network, College & Career Readiness Week, Adopt-An-Athlete, Family Fitness Night and Vision Night.

ARTS AND ATHLETICS



100%

Participation in athletics or physical education

100%

Participation in fine arts such as music and art

AWARDS AND RECOGNITIONS

- National PTA School of Excellence 2020-2022
- Leader in Me School
- ENERGY STAR certified school
- PTA Golden Apple Award
- PTA Head Start Award
- Healthy Zone School alumni
- Destination Imagination Team 3rd place at regional competition
- Former TCE students receive TAFE National Award for video on 7 Habits
- Fuel Up to Play 60 Recognition (FUTP60)



What do our parents think?

In April 2021, parents were surveyed about the campus their child attends. Values represent the percentage of respondents who agree. Based on 105 responses.

Are satisfied overall	99.0%
The school staff cares	99.0%
Students know how to get help	99.0%
I know about my child's grades	98.1%
School is safe	100.0%
Students are happy	97.1%
Staff is encouraging	100.0%
Students who fall behind can get help	98.1%
School work is important	95.2%
Students feel welcomed	98.1%
School communicates effectively	98.1%
The staff is approachable	99.0%
They value culture and individual needs	97.1%

TIMBER CREEK ELEMENTARY SCHOOL

Home of the Tigers
Flower Mound, Texas

Amy Middleton, Principal



THE COLONY HIGH SCHOOL



HOME OF THE COUGARS

MAP SYMBOLS

● Elementary schools

● Middle schools

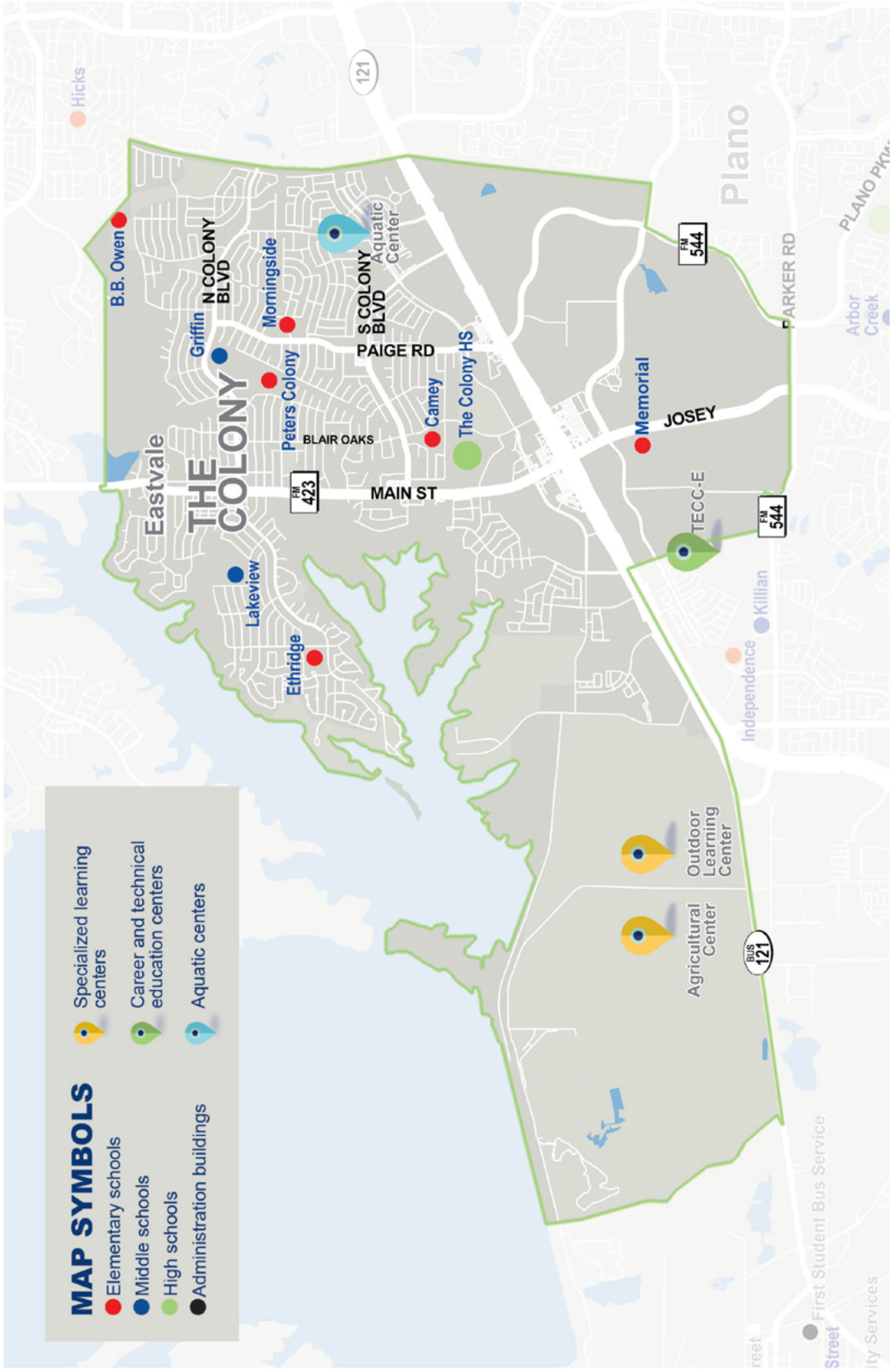
● High schools

● Administration buildings

● Specialized learning centers

● Career and technical education centers

● Aquatic centers



The Colony High School

Campus Profile

SCHOOL HOURS ONLINE

8:20 a.m. to 3:35 p.m. **GRADES** 9th through 12th

lisd.net/tchs | facebook.com/thecolonyhighschool | twitter.com/thecolonyhs

STUDENT INFORMATION

2,038	Students
94.7%	Average daily attendance

STAFF INFORMATION

153.11	Total staff members
11.4	Average number of years teaching experience
7.2	Average number of years teaching in LISD schools

PROFESSIONAL LEARNING

Total number of hours the staff spent developing their job skills last year

11,883

63.9

Average professional learning hours per Lewisville ISD staff member



OBSERVATION

912

Number of administrator visits to observe class instruction

152 Average number of classroom visits per administrator

At TCHS, we believe:

- We will accomplish anything we set our minds to
- We will set high expectations for students
- We will encourage students to reach beyond average and accept the challenge
- We will take unmotivated students and motivate them to learn
- We will start every day with a spirit of cooperation and teamwork, knowing this is the only way we can truly achieve greatness

At TCHS, we have state champions, student involvement is increasing and we engage our students in dynamic classroom learning experiences. Our theme is "The Power to Prevail," and this is especially important at TCHS Collegiate Academy, where we continue to reach all elements of our four-year plan, and strive for more accomplishments for our students.

COLLEGE READINESS

Average combined scores for 2020 college entrance exams

1056 | **20.8**
SAT | ACT

Enrolled in AP, Pre-AP or dual credit courses **55%**

GRADUATION RATE

Percent of graduates from the class of 2020

97%



Percent of students whose test scores indicate they are college and career ready.



SAT Reading/Writing
68%



SAT Math
44%



ACT English Comp
57%



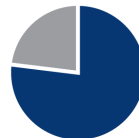
ACT Algebra
41%



ACT Social Science
43%



ACT Biology
39%



PSAT/NMSQT
Reading/Writing
77.1%



PSAT/NMSQT
Math
48%

CLUBS

Clubs provide opportunities for students to engage in learning of their choice beyond the classroom.

Some of our clubs include American Red Cross, Circle of Friends, eSports, FCA, French Club, International Thespian, Mu Alpha Theta, Multicultural, National Honors Society, and Wakanda.



What do our parents think?

In April 2021, parents were surveyed about the campus their child attends. Values represent the percentage of respondents who agree. Based on 183 responses.

Are satisfied overall	87.4%
The school staff cares	92.9%
Students know how to get help	83.6%
I know about my child's grades	90.7%
School is safe	90.2%
Students are happy	82.0%
Staff is encouraging	90.2%
Students who fall behind can get help	83.1%
School work is important	77.6%
Students feel welcomed	88.5%
School communicates effectively	86.3%
The staff is approachable	90.7%
They value culture and individual needs	84.7%

ARTS AND ATHLETICS



68%

Participation in athletics or physical education

53%

Participation in fine arts such as band or theater

PROGRAMS

Our campus offers unique programs to help our students become better learners, leaders, and friends.

Some of our programs include Academic Decathlon, Athletics, AVID, Band, Cheer, Choir, Collegiate Academy, Debate, Incubator, Japanese, JROTC, Model UN, Orchestra, PALs, PSAT Team, Student Council, Topcats, and Theater.

AWARDS AND RECOGNITIONS

- 5th Place in State Academic Decathlon
- UIL Band Division 1 ratings: Marching, Concert and Sight Reading
- District and 5A Area Baseball Champions
- Bi-District Boys' Soccer Champions
- 10th place in state UIL: Cheer
- UIL Sweepstakes for Choir: Concert and Sight Reading
- 41 Collin College Associates Degrees earned for the Collegiate Academy Class of 2021
- Model UN Placed at International Harvard and UT Competitions
- 2nd in District Swim
- UIL One-Act Play won Zone
- Individual State Champion and Runner-up in Wrestling
- TCHS Track State qualifier and several Regional qualifiers

What do our students think?

In April 2021, seniors were asked about their experiences in the district, future readiness and post-graduation plans.



Attend college	75.3%
Join the military or attend a service academy	5.8%
Work full time	22.6%
Attend technical or trade school	6.7%
Attain industry certification	3.7%
Other	4.6%
Well-prepared for the future	83.2%
Satisfied with their LISD education	80.8%

THE COLONY HIGH SCHOOL

Home of the Cougars, The Colony, Texas

Dr. Tim Baxter, Principal



Griffin Middle School

Campus Profile

SCHOOL HOURS ONLINE

8:55 a.m. to 4:10 p.m. **GRADES** 6th through 8th grade
lisd.net/griffin | facebook.com/griffinms | twitter.com/griffin_ms

STUDENT INFORMATION

702	Students
96.0%	Average daily attendance

STAFF INFORMATION

73.95	Total staff members
11.9	Average number of years teaching experience
7.5	Average number of years teaching in LISD schools

PROFESSIONAL LEARNING

Total number of hours the staff spent developing their job skills last year

5,113

67.3

Average professional learning hours per Lewisville ISD staff member

258

OBSERVATION

Number of administrator visits to observe class instruction

86 Average number of classroom visits per administrator

At Griffin Middle School, we foster a:

Positive and
Respectful environment that will help nurture each student as an Individual, and we celebrate the
Diversity of our campus and
Encourage students to achieve at levels beyond their beliefs.

The Griffin staff is committed to providing a rigorous and engaging academic experience while remaining attentive to the social and emotional needs that arise in these middle years.

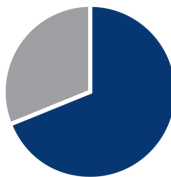
Our students have opportunities to excel academically, as well as explore interests such as athletics, fine arts, foreign language, community service, robotics and gaming and student government. As a campus, we are committed to providing authentic experiences to enrich and expand student learning by inviting individuals to speak on campus as well as traveling to businesses and other learning establishments in the community.

When students leave Griffin, they are prepared not only for a multitude of high school programs, but also for success in life well beyond the school years.

ACADEMIC PERFORMANCE

PSAT SCORES AND ADVANCED COURSES

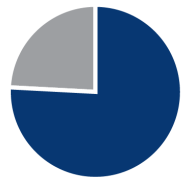
Percent of students whose PSAT test scores indicate they are college and career ready. Percent of student population who are enrolled in at least one advanced course.



PSAT Reading **69%**



PSAT Math **31.8%**



Pre AP/AP enrolled **76%**

CLUBS

Clubs provide opportunities for students to learn beyond the classroom. Some of ours include Art Club, Circle of Friends, Community Connections, Crochet Club, Disc Golf, Garden Club, Golden Pride Dancers, Guitar and Bass Club, Military Studies Club, Pathfinder, and Student Council.

COMMON SENSE SCHOOL

Earning the Common Sense School badge is a symbol of our school's dedication and commitment to helping students think critically and use technology responsibly to learn, create, and participate.



PROGRAMS

Our campus offers unique programs to help our students become better learners, leaders, and friends. Some of ours include AVID, BlendEd Courses, Humanities, Student Council, NJHS, IMPACT Mentoring Program, PALS, and Summer STEM Program.

ARTS AND ATHLETICS



99%

Participation in athletics or physical education

78%

Participation in fine arts such as music and art

AWARDS AND RECOGNITIONS

- Robotics Styrofoam Recycling Program
- Environmental Excellence Award 2018
- Bight Bites Survey Winner three years in a row
- LISD Counselor of the Year 2017
- LISD First-Year Secondary Teacher of the Year Nominee 2018
- LISD Assistant Principal of the Year Nominee 2016 and 2017
- Stars of Distinction Award for the Exhibit of School Architecture 2016-2017



What do our parents think?

In April 2021, parents were surveyed about the campus their child attends. Values represent the percentage of respondents who agree. Based on 138 responses.

Are satisfied overall	96.4%
The school staff cares	96.4%
Students know how to get help	92.0%
I know about my child's grades	91.3%
School is safe	96.4%
Students are happy	89.1%
Staff is encouraging	97.1%
Students who fall behind can get help	87.7%
School work is important	86.2%
Students feel welcomed	94.2%
School communicates effectively	89.1%
The staff is approachable	98.6%
They value culture and individual needs	93.5%

GRIFFIN MIDDLE SCHOOL

Home of The Pride
The Colony, Texas

Heather Garrison, Principal



Lakeview Middle School

Campus Profile

SCHOOL HOURS ONLINE

8:55 a.m. to 4:10 p.m. **GRADES** 6th through 8th grade
lisd.net/lakeview | facebook.com/lakeviewms | twitter.com/LakeviewMS

STUDENT INFORMATION

566	Students
96.4%	Average daily attendance

STAFF INFORMATION

64.33	Total staff members
12.1	Average number of years teaching experience
6.5	Average number of years teaching in LISD schools

PROFESSIONAL LEARNING

Total number of hours the staff spent developing their job skills last year

4,878



Average professional learning hours per Lewisville ISD staff member

415

OBSERVATION

Number of administrator visits to observe class instruction

138 Average number of classroom visits per administrator

The Lakeview Middle School commitment

Lakeview Middle School is a diverse learning community where all learners, children and adults find the support they need to maximize their potential. We are committed to:

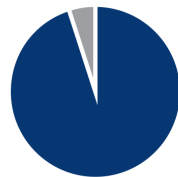
- Working in partnership to prepare our students to thrive
- Reaching the hearts of our students first, so they are ready and eager to be engaged in learning
- Building positive relationships between students, staff and the community



ACADEMIC PERFORMANCE

PSAT SCORES AND ADVANCED COURSES

Percent of students whose PSAT test scores indicate they are college and career ready. Percent of student population who are enrolled in at least one advanced course.



CLUBS

Clubs provide opportunities for students to learn beyond the classroom. Some of our clubs include National Junior Honor Society, Student Council, Family Consumer Science Club, Circle of Friends, Kindness Ambassadors, Colorguard, and Girls Athletic Development Club.

COMMON SENSE SCHOOL

Earning the Common Sense School badge is a symbol of our school's dedication and commitment to helping students think critically and use technology responsibly to learn, create, and participate.



PROGRAMS

Our campus offers unique programs to help our students become better learners, leaders, and friends. Some of ours include AVID, Circle of Friends, Buddy PE, Theatre Buddies, Leopard Time Advisory, and LEAP Days.

ARTS AND ATHLETICS



100%

Participation in athletics or physical education

77%

Participation in fine arts such as music and art



What do our parents think?

In April 2021, parents were surveyed about the campus their child attends. Values represent the percentage of respondents who agree. Based on 112 responses.

Are satisfied overall	85.7%
The school staff cares	92.9%
Students know how to get help	85.7%
I know about my child's grades	83.9%
School is safe	94.6%
Students are happy	85.7%
Staff is encouraging	92.0%
Students who fall behind can get help	86.6%
School work is important	78.6%
Students feel welcomed	87.5%
School communicates effectively	83.9%
The staff is approachable	86.6%
They value culture and individual needs	84.8%

AWARDS AND RECOGNITIONS

- CREST Award
- Common Sense School
- ENERGY STAR certified school
- Raise Your Hand Texas Blended Learning Grant Recipient
- 2020 LISD Secondary Counselor of the Year
- 2019 LISD Secondary Teacher of the Year

LAKEVIEW MIDDLE SCHOOL

Home of the Leopards
The Colony, Texas

Dr. Beri Deister, Principal



B.B. Owen Elementary School

Campus Profile

SCHOOL HOURS ONLINE

7:45 a.m. to 3 p.m. **GRADES** Pre-K through 5th grade

lisd.net/bbown | facebook.com/bbownes | twitter.com/bbownes

STUDENT INFORMATION

278	Students
96.5%	Average daily attendance

STAFF INFORMATION

45.68	Total staff members
10.6	Average number of years teaching experience
8.5	Average number of years teaching in LISD schools

PROFESSIONAL LEARNING

Total number of hours the staff spent developing their job skills last year

3,575

71.5

Average professional learning hours per Lewisville ISD staff member

310

OBSERVATION

Number of administrator visits to observe class instruction

155 Average number of classroom visits per administrator

The B.B. Owen commitment

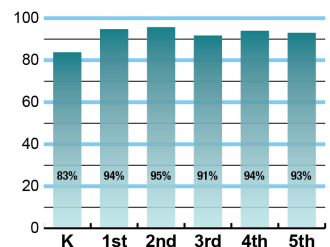
We are committed to high academic standards for all students. We are committed to building confident young boys and girls through academics, character development and real world experiences. We are committed to preparing students to meet and exceed the challenges of the 21st century. **#BBOPride**



ACADEMIC PERFORMANCE

Istation by grade level

Lewisville ISD monitors students' reading progress through the Istation computer program. Teachers can quickly assess which students need help. This chart shows the percent of students reading on grade level or showing six months growth at the end of the school year.



CLUBS

Clubs provide opportunities for students to engage in learning of their choice beyond the classroom. Some of ours include Running, Outdoor Adventure, Archery, Golf, Hiking, STEM Robotics, Rocketry and Maker Space, Art Club, Honor Choir, Kindness and Compassion, and Circle of Friends.

COMMON SENSE SCHOOL

Earning the Common Sense School badge is a symbol of our school's dedication and commitment to helping students think critically and use technology responsibly to learn, create, and participate.



PROGRAMS

Our campus offers unique programs to help our students grow. Some of ours include Second Step, Restorative Practices, Student Dens, Gifted and Talented, English as a Second Language and Communication Classes for students with moderate to severe autism.

ARTS AND ATHLETICS




100%

Participation in athletics or physical education

100%

Participation in fine arts such as music and art



What do our parents think?

In April 2021, parents were surveyed about the campus their child attends. Values represent the percentage of respondents who agree. Based on 102 responses.

Are satisfied overall	97.1%
The school staff cares	97.0%
Students know how to get help	95.1%
I know about my child's grades	91.2%
School is safe	100%
Students are happy	97.1%
Staff is encouraging	99.0%
Students who fall behind can get help	94.1%
School work is important	95.1%
Students feel welcomed	94.1%
School communicates effectively	96.1%
The staff is approachable	96.1%
They value culture and individual needs	96.1%

AWARDS AND RECOGNITIONS

- Co-Champions of Speeding to Read 2017 and 2018
- Readers Choice Awards: Best School, Best Early Childhood Program, Best Extended Day Program, Best Tutoring Program
- Student PRIDE Awards: Positive Attitude, Responsibility and Respect, Integrity, Dedication, Effort

B.B. OWEN ELEMENTARY SCHOOL

Home of the Bobcats
The Colony, Texas

Jennifer Spitzer, Principal



Camey Elementary School

Campus Profile

SCHOOL HOURS ONLINE

7:45 a.m. to 3 p.m. **GRADES** Pre-K through 5th grade

lisd.net/camey | facebook.com/cameyelementary | twitter.com/Camey_ES

STUDENT INFORMATION

576 Students
96.7% Average daily attendance

STAFF INFORMATION

62.2 Total staff members
9.5 Average number of years teaching experience
5.6 Average number of years teaching in LISD schools

PROFESSIONAL LEARNING

Total number of hours the staff spent developing their job skills last year

5,068

73.5

Average professional learning hours per Lewisville ISD staff member

262

OBSERVATION

Number of administrator visits to observe class instruction

131 Average number of classroom visits per administrator

At Camey Elementary we believe:

- All students can be successful
- Rich experiences provide powerful learning
- High levels of learning can only occur in a safe, nurturing, and inclusive environment

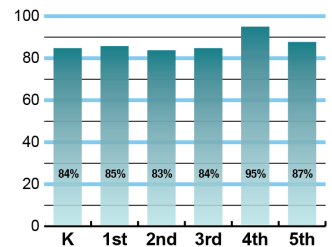
We are committed to ensuring every child has the academic and social-emotional skills needed to be successful. All students have the opportunity to engage in authentic-learning experiences including field trips, hands on learning, and interactive, language-rich lessons. By providing a safe and supportive learning environment, our students are encouraged to take risks while growing as a learner. We empower our students to take ownership of their learning through goal setting and celebrating success. The core values of respect and responsibility are reflected in all interactions within our community. Students from Camey Elementary are well prepared to thrive in a future they create.



ACADEMIC PERFORMANCE

Istation by grade level

Lewisville ISD monitors students' reading progress through the Istation computer program. Teachers can quickly assess which students need help. This chart shows the percent of students reading on grade level or showing six months growth at the end of the school year.



CLUBS

Clubs provide opportunities for students to engage in learning of their choice beyond the classroom.

Some of our clubs include Elementary National Honor Society, Student Council, Safety Patrol, Choir, and Robotics.

COMMON SENSE SCHOOL

Earning the Common Sense School badge is a symbol of our school's dedication and commitment to helping students think critically and use technology responsibly to learn, create, and participate.



PROGRAMS

Our campus offers unique programs to help our students become better learners, leaders, and friends.

Some of our programs include Dual Language, Restorative Practices, and Watch D.O.G.S.

ARTS AND ATHLETICS



100%

Participation in athletics or physical education

100%

Participation in fine arts such as music and art

AWARDS AND RECOGNITIONS

- The Colony Courier Leader Reader's Choice Favorite Public School
- ENERGY STAR certified school



What do our parents think?

In April 2021, parents were surveyed about the campus their child attends. Values represent the percentage of respondents who agree. Based on 105 responses.

Are satisfied overall	96.2%
The school staff cares	99.0%
Students know how to get help	96.2%
I know about my child's grades	89.5%
School is safe	97.1%
Students are happy	98.1%
Staff is encouraging	97.1%
Students who fall behind can get help	89.5%
School work is important	93.3%
Students feel welcomed	95.2%
School communicates effectively	93.3%
The staff is approachable	96.2%
They value culture and individual needs	93.3%

CAMEY ELEMENTARY SCHOOL

Home of the Cobras
The Colony, Texas

Angela Cortez, Principal



Ethridge Elementary School

Campus Profile

SCHOOL HOURS ONLINE

7:45 a.m. to 3 p.m. **GRADES** Kindergarten through 5th grade
lisd.net/ethridge | facebook.com/EthridgeES | twitter.com/EthridgeES

STUDENT INFORMATION

404	Students
96.2%	Average daily attendance

STAFF INFORMATION

42.35	Total staff members
12.8	Average number of years teaching experience
9.3	Average number of years teaching in LISD schools

PROFESSIONAL LEARNING

Total number of hours the staff spent developing their job skills last year

3,204



Average professional learning hours per Lewisville ISD staff member

127

OBSERVATION

Number of administrator visits to observe class instruction

64 Average number of classroom visits per administrator

At Ethridge Elementary, we believe:

Excellence is the expectation. Teachers, parents, and our community work together in developing students who are creative thinkers, innovative problem solvers, and future leaders with a love of learning and a strong sense of independence and purpose.

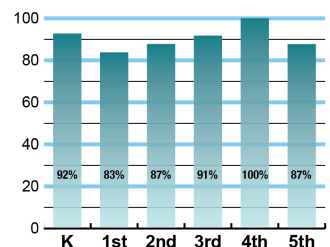
We believe:

- Every student is uniquely capable and deserves to be challenged each day
- Creative thinkers, problem solvers and future leaders are built by design and intentionality
- Independent, self-motivated learners have a strong sense of purpose and connectedness
- Fostering character development is vital to raising children who care about and for others
- A safe, nurturing, inclusive and flexible environment is key to growing our students intellectually, socially and emotionally
- An educated citizenry is essential for equal opportunity and a prosperous society
- Meaningful and relevant work, combined with powerful instruction, engages students in profound learning
- Critical thinking and problem solving today are necessary for students to be equipped for future challenges
- Education is the shared responsibility of the community

ACADEMIC PERFORMANCE

Istation by grade level

Lewisville ISD monitors students' reading progress through the Istation computer program. Teachers can quickly assess which students need help. This chart shows the percent of students reading on grade level or showing six months growth at the end of the school year.



CLUBS

Students engage in learning of their choice beyond the classroom through clubs. Ours include Running Club, Gardening Club, Listening Club, Art/Yarn Club, Book Club, EARTH Recycle Team, Eagle Patrol, Choir, Zoo Keepers, Drum Club, Student Council, Coding, Dance, Flag Corps, Chess, and Girls Who Code.

COMMON SENSE SCHOOL



Earning the Common Sense School badge is a symbol of our school's dedication and commitment to helping students think critically and use technology responsibly to learn, create, and participate.



PROGRAMS

Our campus offers unique programs to help our students become better learners, leaders, and friends. Some of ours include Character Counts, Safe and Civil, ETHOS (Ethridge Tutors Helping Other Students), and ESP (Eagle Success Program with recognition assemblies and character trait recognition Eagle cards).



ARTS AND ATHLETICS



100%

Participation in athletics or physical education

100%

Participation in fine arts such as music and art



What do our parents think?

In April 2021, parents were surveyed about the campus their child attends. Values represent the percentage of respondents who agree. Based on 91 responses.

Are satisfied overall	96.7%
The school staff cares	95.6%
Students know how to get help	94.5%
I know about my child's grades	93.4%
School is safe	98.9%
Students are happy	95.6%
Staff is encouraging	97.8%
Students who fall behind can get help	94.5%
School work is important	87.9%
Students feel welcomed	94.5%
School communicates effectively	94.5%
The staff is approachable	96.7%
They value culture and individual needs	92.3%

AWARDS AND RECOGNITIONS

- Senator Jane Nelson School Spirit Award
- 21-Day Healthy Snack Challenge District and County Champions
- Mile Under the Lights The Colony Champions
- Spelling Bee Area Champion
- Yearly teacher LEF Grant recipients
- Voted #1 elementary school by The Colony Courier-Leader

**ETHRIDGE
ELEMENTARY SCHOOL**
Home of the Eagles
The Colony, Texas

Tasia Thompson, Principal



Morningside Elementary School

Campus Profile

SCHOOL HOURS ONLINE

7:45 a.m. to 3 p.m. **GRADES** Kindergarten through 5th grade

lisd.net/morningside | facebook.com/morningsidees | twitter.com/MorningsideES

STUDENT INFORMATION

342 Students
96.5% Average daily attendance

STAFF INFORMATION

45.46 Total staff members
16.1 Average number of years teaching experience
11.6 Average number of years teaching in LISD schools

PROFESSIONAL LEARNING

Total number of hours the staff spent developing their job skills last year

3,794

75.9

Average professional learning hours per Lewisville ISD staff member



OBSERVATION

Number of administrator visits to observe class instruction

190

95 Average number of classroom visits per administrator

At Morningside Elementary, we believe:

- All students can be successful both academically, socially and emotionally
- Students are given opportunities to be risk-takers, creative thinkers, and innovative learners
- Students are encouraged to persevere to their highest potential and become life-long learners
- We are committed to creating a safe educational environment where students are able to reach their full potential academically, socially, physically and morally

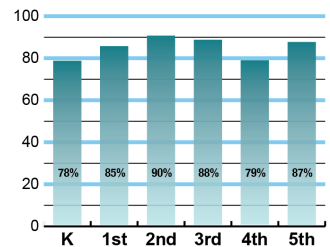
We are committed to maintaining high standards of excellence and dedicating our efforts so our students can obtain life-long skills and positive attitudes, which will empower them to be successful, life-long learners and respectful, responsible and productive citizens.



ACADEMIC PERFORMANCE

Istation by grade level

Lewisville ISD monitors students' reading progress through the Istation computer program. Teachers can quickly assess which students need help. This chart shows the percent of students reading on grade level or showing six months growth at the end of the school year.



CLUBS

Students engage in learning of their choice beyond the classroom through clubs. Ours include S.M.A.R.T. Girls, Makers Club, Choir, Guitar Club, Instrument Club, Morningside Musicals, Library Helper's Club, Library Genius Hour, Student Council, Mileage Club, Safety Patrol, and Morning Announcement Club.

COMMON SENSE SCHOOL

Earning the Common Sense School badge is a symbol of our school's dedication and commitment to helping students think critically and use technology responsibly to learn, create, and participate.



PROGRAMS

Our campus offers unique programs to help our students become better learners, leaders, and friends.

Some of our programs include Restorative Practices, and Safe and Civil Schools.

ARTS AND ATHLETICS



99%

Participation in athletics or physical education

100%

Participation in fine arts such as music and art

AWARDS AND RECOGNITIONS

- American Heart Association Heart Hero Awards for 6 staff members
- Received CPR Hands-Only kits for campus and district use from Reliant Energy and The American Heart Association
- 21-Day Challenge Award
- CREST Counselor's Award
- Fuel Up to Play 60 Award



What do our parents think?

In April 2021, parents were surveyed about the campus their child attends. Values represent the percentage of respondents who agree. Based on 68 responses.

Are satisfied overall	92.6%
The school staff cares	97.1%
Students know how to get help	95.6%
I know about my child's grades	95.6%
School is safe	97.1%
Students are happy	94.1%
Staff is encouraging	95.6%
Students who fall behind can get help	91.2%
School work is important	89.7%
Students feel welcomed	95.6%
School communicates effectively	95.6%
The staff is approachable	94.1%
They value culture and individual needs	97.1%

MORNINGSIDE ELEMENTARY SCHOOL

Home of the Mustangs
The Colony, Texas

Rita Bacque, Principal



Peters Colony Elementary School

Campus Profile

SCHOOL HOURS ONLINE

7:45 a.m. to 3 p.m. **GRADES** Kindergarten through 5th grade

lisd.net/peterscolony | facebook.com/peterscolony | twitter.com/PetersColonyES

STUDENT INFORMATION

548 Students
96.4% Average daily attendance

STAFF INFORMATION

69.79 Total staff members
12.3 Average number of years teaching experience
8.4 Average number of years teaching in LISD schools

PROFESSIONAL LEARNING

Total number of hours the staff spent developing their job skills last year

5,694

73.9

Average professional learning hours per Lewisville ISD staff member



OBSERVATION

Number of administrator visits to observe class instruction

364

121 Average number of classroom visits per administrator

At Peters Colony Elementary:

We provide a real-world education that enables students to take their learning beyond the classroom. We believe this is accomplished through:

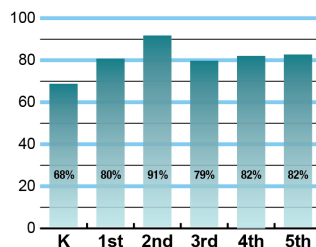
- Dual language programs in all grade levels teaching students academic and conversational English and Spanish
- Extracurricular activities that give students the opportunity to pursue their individual interests and student leadership possibilities
- Building relationships among school members, families, Communities in Schools and community mentors
- A diverse staff and student population
- Availability of multiple forms of technology for all students and staff



ACADEMIC PERFORMANCE

Istation by grade level

Lewisville ISD monitors students' reading progress through the Istation computer program. Teachers can quickly assess which students need help. This chart shows the percent of students reading on grade level or showing six months growth at the end of the school year.



CLUBS

Students engage in learning of their choice beyond the classroom through clubs. Ours include Chess Club, Ballet Club, Folklorico Club, Pep Squad, After School Choir, National Elementary Honor Society, Student Council, French Club, Junior Librarians, Running Club, Jump Rope Club, Book Club and Scrapbook Club.

COMMON SENSE SCHOOL



Earning the Common Sense School badge is a symbol of our school's dedication and commitment to helping students think critically and use technology responsibly to learn, create, and participate.

PROGRAMS

Our campus offers unique programs to help our students become better learners, leaders, and friends. Some of ours include Gifted and Talented, Restorative Practices, Extended School Day, full day Pre-K, Character Counts, Safe & Civil Schools, Communities in Schools, and Dual Language.

ARTS AND ATHLETICS



100%

Participation in athletics or physical education

99%

Participation in fine arts such as music and art



What do our parents think?

In April 2021, parents were surveyed about the campus their child attends. Values represent the percentage of respondents who agree. Based on 69 responses.

Are satisfied overall	98.6%
The school staff cares	97.1%
Students know how to get help	97.1%
I know about my child's grades	89.9%
School is safe	98.6%
Students are happy	95.7%
Staff is encouraging	98.6%
Students who fall behind can get help	97.1%
School work is important	97.1%
Students feel welcomed	98.6%
School communicates effectively	92.8%
The staff is approachable	95.7%
They value culture and individual needs	98.6%

AWARDS AND RECOGNITIONS

- ENERGY STAR certified school
- Superior Rated Choir
- PTA Apple Award
- Counselor's CREST Award
- STUCO Honor Council
- Apple Distinguished School

PETERS COLONY ELEMENTARY SCHOOL

Home of the Panthers
The Colony, Texas

Rebecca Chirinos, Principal



Stewart's Creek Elementary School

Campus Profile

SCHOOL HOURS ONLINE

7:45 a.m. to 3 p.m. **GRADES** Pre-K through 5th grade

lisd.net/stewarts creek | facebook.com/stewarts creek | twitter.com/StewartsCreekES

STUDENT INFORMATION

258 Students
96.3% Average daily attendance

STAFF INFORMATION

41.18 Total staff members
9.5 Average number of years teaching experience
4.6 Average number of years teaching in LISD schools

PROFESSIONAL LEARNING

Total number of hours the staff spent developing their job skills last year

3,250

83.3

Average professional learning hours per Lewisville ISD staff member

201

OBSERVATION

Number of administrator visits to observe class instruction

101 Average number of classroom visits per administrator

Our commitment

Stewart's Creek Elementary is committed to excellence in education and meeting the needs of every individual, while providing a caring and respectful learning environment. We, as a partner with students, parents and the community, are dedicated to providing a strong academic foundation and helping our students to lead productive lives.

We are committed to:

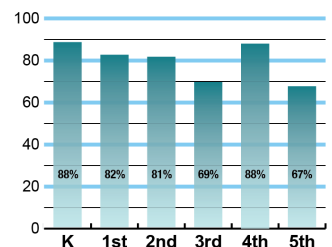
- Tailoring instruction to meet the needs of individual learners
- Teaching and learning through relevant experiences
- Developing partnerships with students, parents and the community
- Stimulating a love for learning

Our goal is to empower children with the knowledge that what they learn is in their control and to instill in them a life-long love of learning. We will also provide a safe and loving environment where all children can be successful!

ACADEMIC PERFORMANCE

Istation by grade level

Lewisville ISD monitors students' reading progress through the Istation computer program. Teachers can quickly assess which students need help. This chart shows the percent of students reading on grade level or showing six months growth at the end of the school year.



CLUBS

Students engage in learning of their choice beyond the classroom through clubs. Ours include Art Club, Bluebonnet Book Club, Choir, Dance Club, Flag Etiquette, Garden Club, Kindness and Compassion Club, Mile Club, Pokemon Club, Robotics, Stallion Greeters, Student Council, and Volleyball.

COMMON SENSE SCHOOL

Earning the Common Sense School badge is a symbol of our school's dedication and commitment to helping students think critically and use technology responsibly to learn, create, and participate.



PROGRAMS

Our campus offers unique programs to help our students become better learners, leaders, and friends.

Some of our programs include Multiage Instruction, and after school clubs.

ARTS AND ATHLETICS



99%

Participation in athletics or physical education

99%

Participation in fine arts such as music and art



What do our parents think?

In April 2021, parents were surveyed about the campus their child attends. Values represent the percentage of respondents who agree. Based on 62 responses.

Are satisfied overall	98.4%
The school staff cares	98.4%
Students know how to get help	98.4%
I know about my child's grades	96.8%
School is safe	98.4%
Students are happy	98.4%
Staff is encouraging	96.8%
Students who fall behind can get help	95.2%
School work is important	93.5%
Students feel welcomed	96.7%
School communicates effectively	91.9%
The staff is approachable	96.8%
They value culture and individual needs	93.5%

AWARDS AND RECOGNITIONS

- Staff members are requested to present at the TCEA annually
- First division UIL Choir trophy for seven consecutive years
- Multiage K-1 Virtual Zoo internationally recognized
- Multiage classes internationally recognized for innovative instruction
- ENERGY STAR certified school
- Teacher grant recipients for six consecutive years

STEWART'S CREEK ELEMENTARY SCHOOL

Home of the Stallions
The Colony, Texas

Andrea Smith, Principal



Visit us online for more information about the best schools in Texas.



lisd.net/realtor

